


# COVID-19 SITUATION REPORT

## SITUATION REPORT 53

April 21, 2020



DATA AS REPORTED AND ACCURATE BY NCDC by 12 Midnight April 21<sup>st</sup> 2020

### HIGHLIGHTS

- No new states reported COVID-19 cases in Nigeria – The total number of states that has reported at least one confirmed case in Nigeria is now 25 (24 States + FCT)
- One hundred and seventeen (117) cases reported in the last 24 hours – Lagos (59), FCT (29), Kano (14), Borno (6), Katsina (4), Ogun (3), Bauchi (1) and Rivers (1)
- The DG NCDC and Officer-in-Charge of WHO met with the Governor and senior officials of Oyo and Ogun States

### STATE OF THE NATION

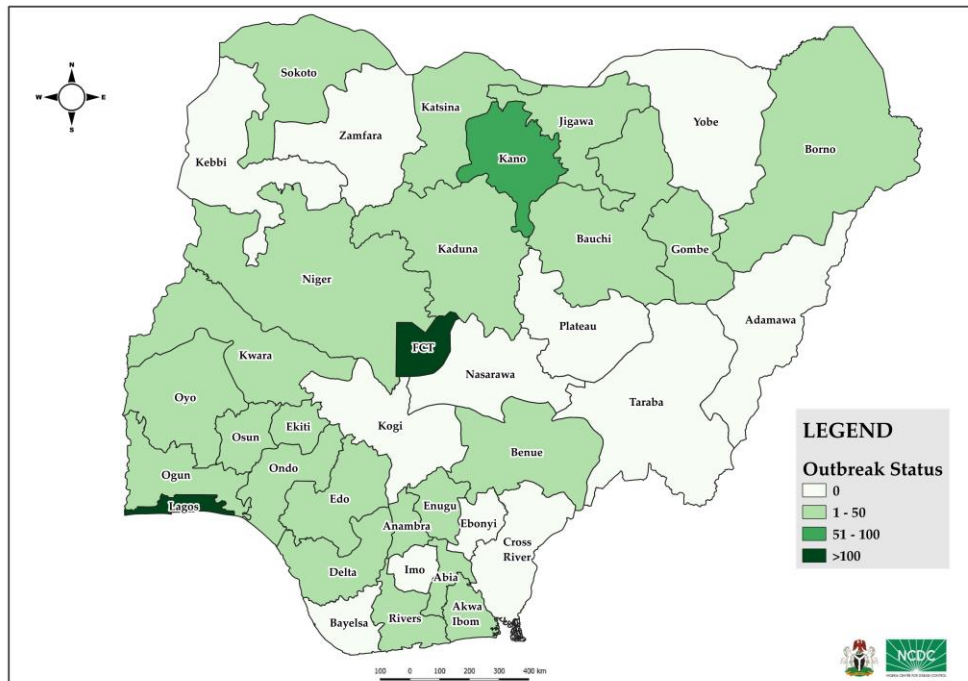


Fig. 1: Map of Nigeria showing the affected 24 States and FCT by COVID-19

### UPDATES IN NUMBERS

Total (New in the last 24 hours)

SAMPLES TESTED

**8934 (347)**

CONFIRMED CASES

**782 (117)**

AFFECTED STATES (INCLUDING FCT)

**25 (0)**

CONFIRMED DISCHARGED CASES

**197 (9)**

**CONFIRMED FATALITIES**

**25 (3) – 3% CFR**

**DEMOGRAPHICS**

MALE – 544 (70%)

FEMALE – 238 (30%)

**MOST AFFECTED AGE GROUP**

31 - 40 (20%)

**TOTAL NUMBER OF PEOPLE OF INTEREST**

**9233 (Total)**

**9,079 (98% - Exceeded Follow Up)**

**PROVENANCE**

TRAVEL HISTORY – 210 (27%)

CONTACTS – 274 (35%)

UNKNOWN SOURCE – 203 (26%)

INCOMPLETE – 95 (12%)

**GLOBAL UPDATES**

TOTAL NUMBER OF CASES

**2,397,216 (162,956 deaths)**

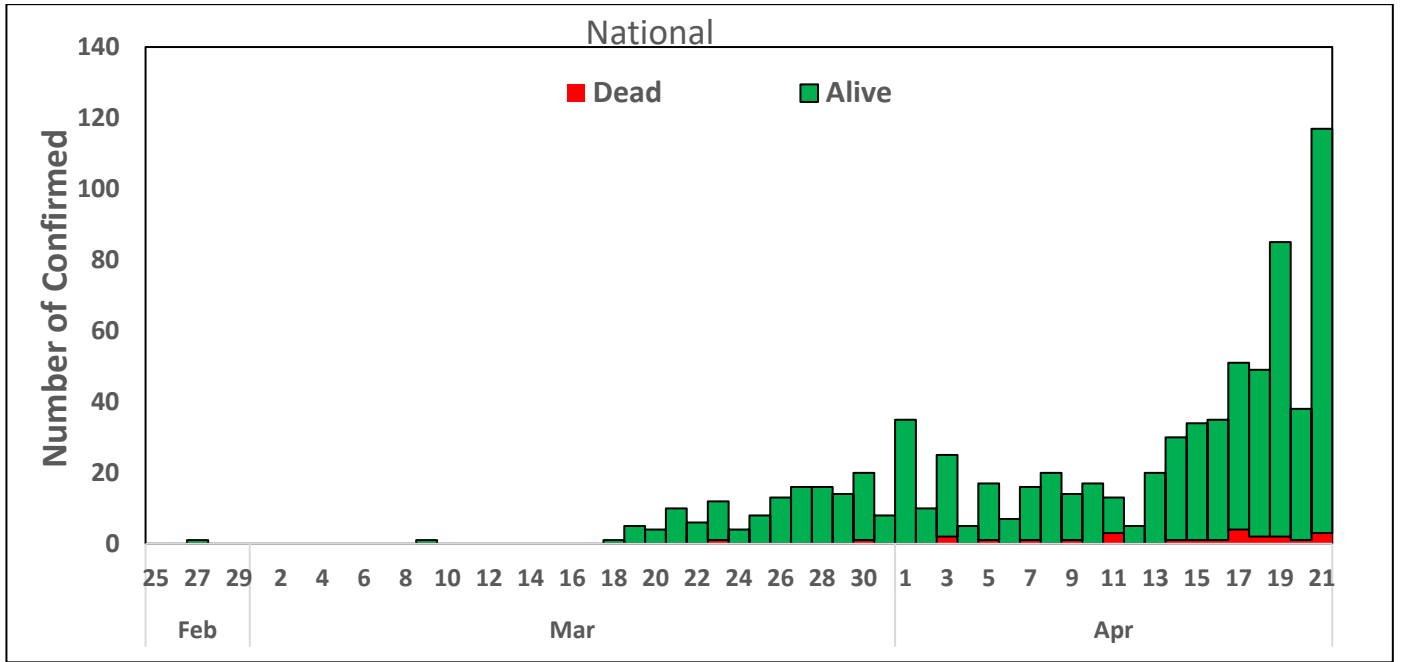
COUNTRIES AFFECTED\*

**210**

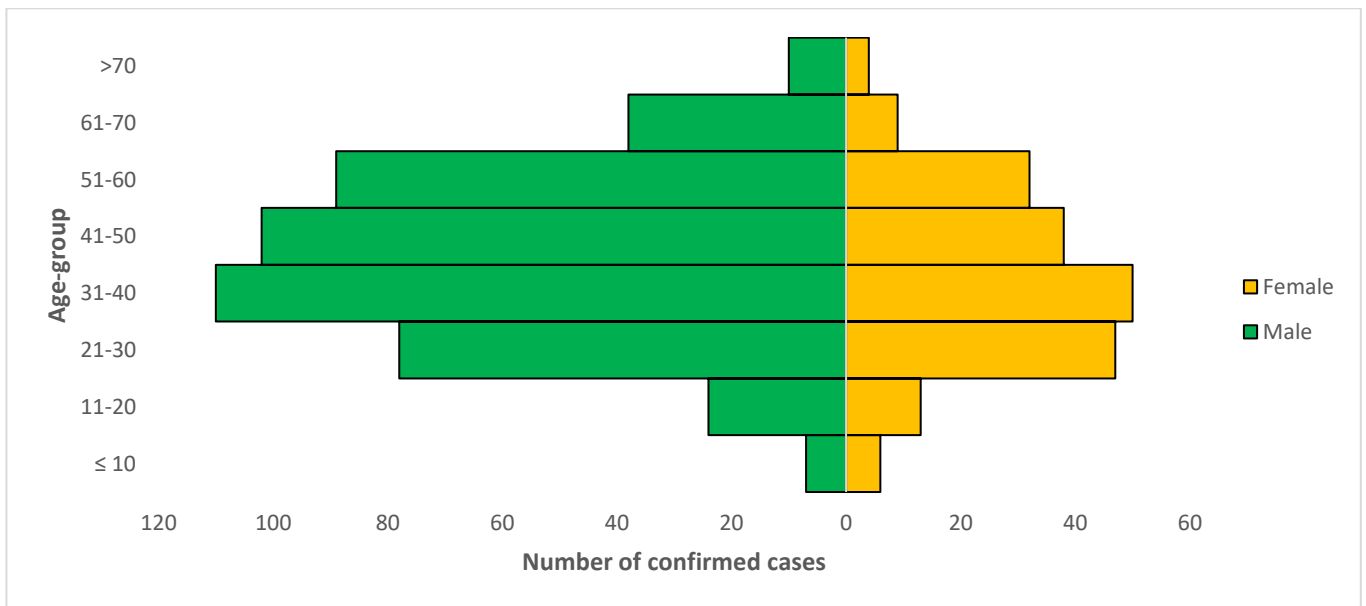
## GENERAL FACT SHEET (April 21<sup>st</sup>, 2020)

STATES	CONFIRMED CASES		DISCHARGED CASES		DEATHS		TOTAL ACTIVE CASES	DAYS SINCE LAST REPORTED CASE
	CUMULATIVE	NEW	CUMULATIVE	NEW	CUMULATIVE	NEW		
Lagos	430	59	106	9	15	2	309	0
FCT	118	29	35	0	3	0	80	0
Kano	73	14	0	0	1	0	72	0
Osun	20	0	18	0	0	0	2	18
Ogun	20	3	5	0	0	0	15	0
Oyo	16	0	5	0	0	0	11	7
Katsina	16	4	0	0	1	0	15	0
Edo	15	0	7	0	2	1	6	2
Kwara	9	0	2	0	0	0	7	11
Akwa Ibom	9	0	3	0	1	0	5	2
Kaduna	9	0	4	0	0	0	5	1
Borno	9	6	0	0	1	0	8	0
Bauchi	8	1	5	0	0	0	3	0
Gombe	5	0	0	0	0	0	5	6
Delta	4	0	0	0	1	0	3	1
Ekiti	4	0	2	0	0	0	2	8
Ondo	3	0	1	0	0	0	2	1
Rivers	3	1	2	0	0	0	1	0
Niger	2	0	0	0	0	0	2	25
Enugu	2	0	2	0	0	0	0	4
Jigawa	2	0	0	0	0	0	2	2
Abia	2	0	0	0	0	0	2	1
Benue	1	0	0	0	0	0	1	24
Anambra	1	0	0	0	0	0	1	11
Sokoto	1	0	0	0	0	0	1	1
<b>TOTAL</b>	<b>782</b>	<b>117</b>	<b>197</b>	<b>9</b>	<b>25</b>	<b>3</b>	<b>560</b>	

# SELECTED CHARTS



**Fig 3. Daily Epi-curve of Confirmed Cases (WK9 – WK17)**



**Fig 4. Age-Sex Distribution of Confirmed Cases (WK9 – WK17)**

## RESPONSE ACTIVITIES

- Published the NCDC laboratory [new testing strategy](#) document
- Ongoing distribution of Viral Transport Medium (VTM) to all the states and FCT
- Deployment of COVID-19 starter packs to all tertiary institutions and Federal Medical Centres
- Fully set up expanded laboratory network for COVID-19 across the 6 geopolitical zones with 13 laboratories activated (NRL, DRL, IDH, LUTH, NIMR, ACEGID, UCH, ISTH, FETHA, AKTH and NVRI DNA and UMTH)
- Deployment of Rapid Response Team (RRT) to support response in all states with confirmed case(s) Currently 27 RRTs deployed
- All education materials can be found via [www.covid19.ncdc.gov.ng](http://www.covid19.ncdc.gov.ng)