

YELLOW FEVER SITUATION REPORT



Serial Number: 002	March 2021 Monthly Sitrep
Epi Week:	09 – 13, 2021
Reporting Month:	March 2021

HIGHLIGHTS

REPORTING PERIOD: MARCH 1ST – 31ST, 2021

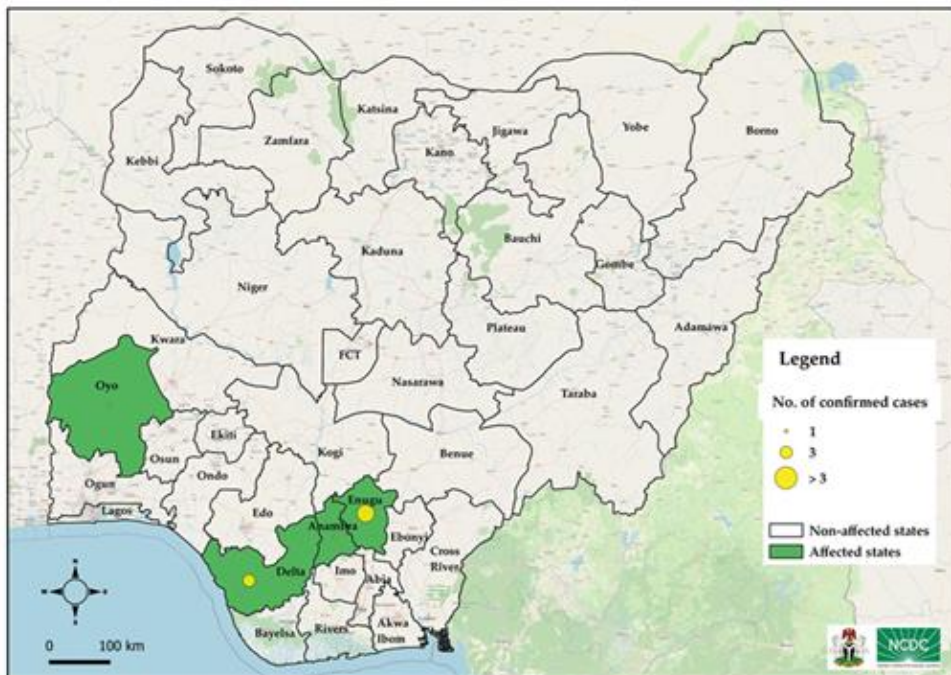
- The Nigeria Centre for Disease Control (NCDC) continues to monitor reports of yellow fever cases in Nigeria
- A total of 192 suspected cases were reported from 101 LGAs across 17 states: Benue (8), Borno (12), Delta (1), FCT (4), Jigawa (17), Kano (13), Katsina (44), Kebbi (10), Kogi (5), Kwara (10) Nasarawa (9), Niger (15), Oyo (1), Plateau (5), Sokoto (2), Yobe (21), Zamfara (9)
- Total of 16 Presumptive positive and inconclusive samples were recorded from CPHL Lagos (8), NRL (7), YDMH Kaduna (1) and sent to IP Dakar for confirmation from: Enugu (6), Borno (4), Benue (2), Katsina (2) and Niger (1)
- One death among suspected cases was recorded in Anambra State
- No confirmed case has been reported within the review period



192 SUSPECTED CASES	17 STATES WITH SUSPECTED CASES
0 CONFIRMED CASES	0 STATES WITH CONFIRMED CASES
0 DEATHS IN CONFIRMED CASES	0 STATES WITH DEATHS IN CONFIRMED CASES

CUMMULATIVE FOR 1 JANUARY– 31 MARCH 2021

- Cumulatively from 1 January - 31 March 2021, a total of 393 suspected cases have been reported from 33 states including FCT in 186 LGAs
- The cases were reported from the following states: Adamawa [14], Akwa Ibom [1], Anambra [15], Bauchi [8], Bayelsa [2], Benue [13], Borno [51], Cross River [9], Delta [8], Edo [22], Ekiti [2], Enugu [22], FCT Abuja [4], Imo [4], Jigawa [16], Kano [13], Katsina [40], Kebbi [10], Kogi [5], Kwara [12], Lagos [3], Nasarawa [9], Niger [15], Ogun [6], Ondo [9], Osun [8], Oyo [8], Plateau [5], Rivers [5], Sokoto [2], Taraba [4], Yobe [44] and Zamfara [8] States
- All the suspected cases were reported from 186 LGAs across the 33 states
- Total of 36 Presumptive positive and inconclusive samples were recorded from CPHL Lagos (24), NRL Abuja (10), YDMH Kaduna (1), MDH Abuja (1) and have been sent to IP Dakar for confirmation
- Eight (8) confirmed cases have been reported from IP Dakar from: **Enugu-5** [Enugu East (5)], **Anambra-1** (Idemili North (1)), **Delta-1**[Patani (1)], **Oyo-1**[Oyo East (1)]
- One death has been recorded Anambra (1) among suspected cases
- The NCDC is coordinating response activities through the National Multi-agency Yellow fever Technical Working Group (YF TWG)



393 SUSPECTED CASES	33 STATES WITH SUSPECTED CASES
8 CONFIRMED CASES	4 STATES WITH CONFIRMED CASES
0 DEATHS IN CONFIRMED CASES	0 STATES WITH DEATHS IN CONFIRMED CASES

Table 1: Summary of cases of yellow fever in affected States, March 01-31, 2021

State	# Suspected Cases	# LGAs with suspected cases	# LGAs with confirmed cases	Laboratory Results					Deaths	
				Samples positive (IgM) & Inconclusive in NG)	LGAs with positive (IgM) & Inconclusive	Confirmed Cases (PCR NG)	Confirmed Cases (IP Dakar)	Total Confirmed Cases	# Deaths among Confirmed Cases [CFR] (%)	# Deaths among All Cases [CFR](%)
Abia	-	-	-	-	-	-	-	-	-	-
Adamawa	14	8	-	-	-	-	-	-	-	-
Akwa Ibom	1	1	-	-	-	-	-	-	-	-
Anambra	15	9	1	6	5	-	1	1	-	1
Bauchi	8	3	-	1	1	-	-	-	-	-
Bayelsa	2	1	-	-	-	-	-	-	-	-
Benue	13	5	-	2	1	-	-	-	-	-
Borno	51	12	-	4	4	-	-	-	-	-
Cross River	9	5	-	-	-	-	-	-	-	-
Delta	8	2	1	3	2	-	1	1	-	-
Ebonyi	-	-	-	-	-	-	-	-	-	-
Edo	22	6	-	-	-	-	-	-	-	-
Ekiti	2	2	-	-	-	-	-	-	-	-
Enugu	22	7	1	12	3	-	5	5	-	-
FCT Abuja	4	3	-	-	-	-	-	-	-	-
Gombe	-	-	-	-	-	-	-	-	-	-
Imo	4	4	-	1	1	-	-	-	-	-
Jigawa	16	9	-	-	-	-	-	-	-	-
Kaduna	-	-	-	-	-	-	-	-	-	-
Kano	13	8	-	1	1	-	-	-	-	-
Katsina	40	16	-	2	2	-	-	-	-	-
Kebbi	10	5	-	-	-	-	-	-	-	-
Kogi	5	6	-	-	-	-	-	-	-	-
Kwara	12	6	-	-	-	-	-	-	-	-
Lagos	3	2	-	-	-	-	-	-	-	-
Nasarawa	9	8	-	-	-	-	-	-	-	-
Niger	15	8	-	1	-1	-	-	-	-	-
Ogun	6	4	-	-	-	-	-	-	-	-
Ondo	9	5	-	1	-1	-	-	-	-	-
Osun	4	3	-	-	-	-	-	-	-	-
Oyo	8	8	1	1	-1	-	1	1	-	-
Plateau	5	4	-	-	-	-	-	-	-	-
Rivers	5	5	-	-	-	-	-	-	-	-
Sokoto	2	2	-	-	-	-	-	-	-	-
Taraba	4	3	-	-	-	-	-	-	-	-
Yobe	44	12	-	1	1	-	-	-	-	-
Zamfara	8	4	-	-	-	-	-	-	-	-
TOTAL	393	186(24%)	4(0.5)	36 (9%)	24	0	8	8 (2%)	0 (0%)	1 (0.3%)

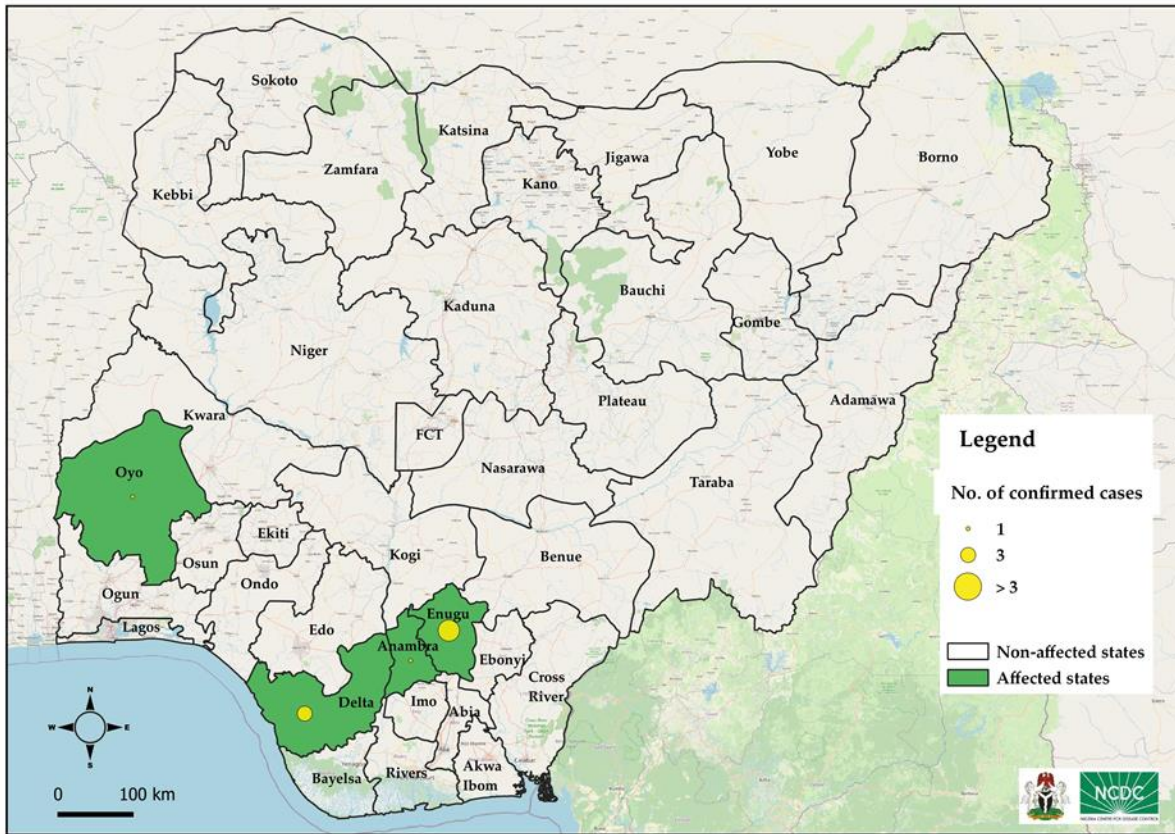


Figure 1: Map of Nigeria showing yellow fever outbreak attack rates in affected LGAs, Epi week 1 to 13, 2021

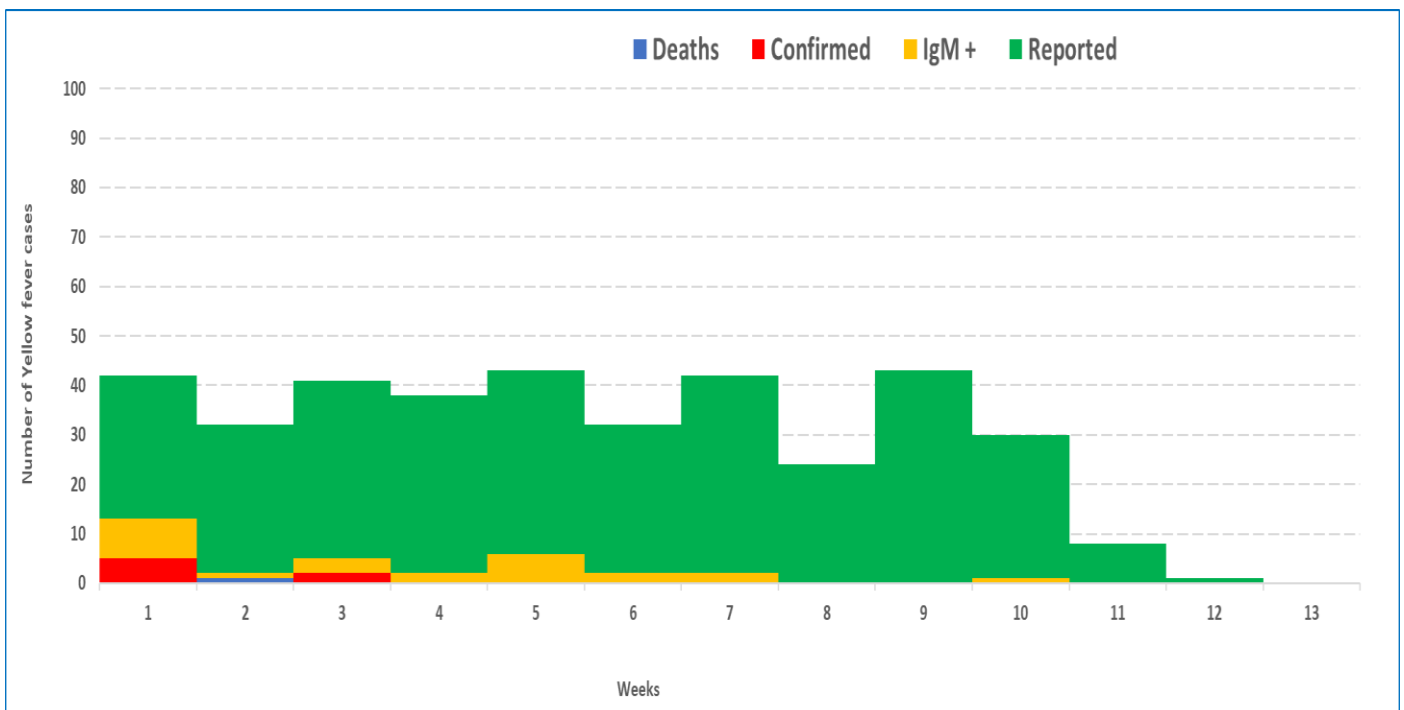


Figure 2: Epicurve of YF cases in Nigeria, Epi week 1 to 13, 2021

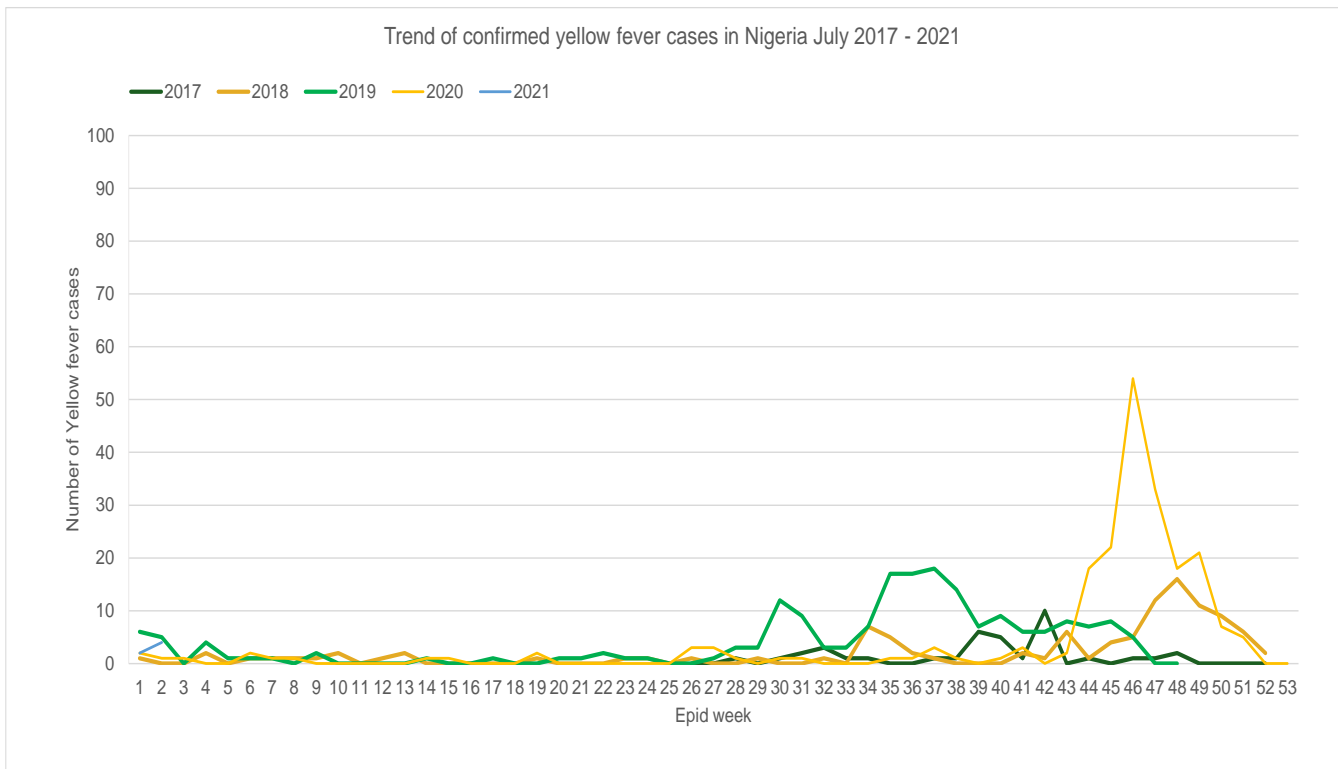


Figure 3: Trend of suspected yellow fever cases in Nigeria 2017 – 2021

Partners

