

COVID-19 SITUATION REPORT

SITUATION REPORT 50

April 18, 2020



DATA AS REPORTED AND ACCURATE BY NCDC by 12 Midnight April 18th 2020

HIGHLIGHTS

- No new state reported COVID-19 in Nigeria. The total number of affected states in Nigeria is still 20 (19 States + FCT)
- Forty-nine new cases reported – Lagos (23), FCT (12), Kano (10), Ogun (2), Oyo (1) and Ekiti (1)
- The DG NCDC and Officer-in-charge of WHO met with the Governor and senior leadership of Imo and Anambra State

STATE OF THE NATION

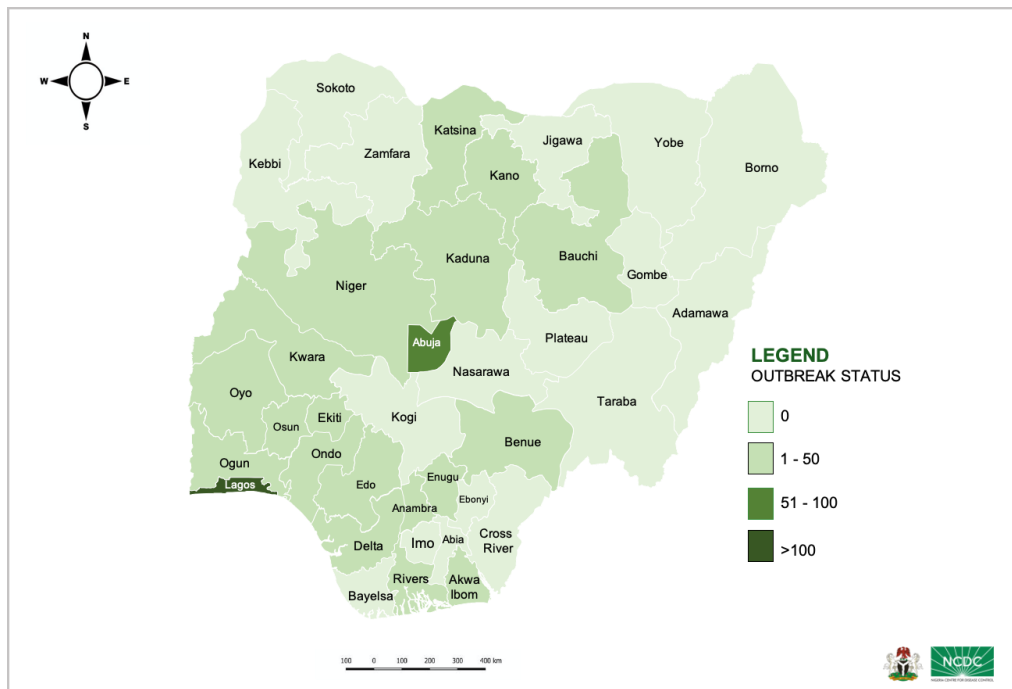


Fig. 1: Map of Nigeria showing the affected 19 States and FCT by COVID-19

UPDATES IN NUMBERS

Total (New in the last 24 hours)

SAMPLES TESTED

7636 (602)

CONFIRMED CASES

542 (49)

AFFECTED STATES (INCLUDING FCT)

20 (0)

CONFIRMED DISCHARGED CASES

166 (7)

CONFIRMED FATALITIES

19 (2) – 3% CFR

DEMOGRAPHICS

MALE – 386 (71%)

FEMALE – 156 (29%)

MOST AFFECTED AGE GROUP

31 - 40 (22%)

TOTAL NUMBER OF PEOPLE OF INTEREST

9225 (Total)

9064 (98% - Exceeded Follow Up)

PROVENANCE

TRAVEL HISTORY – 210 (39%)

CONTACTS – 205 (38%)

UNKNOWN SOURCE – 35 (6%)

INCOMPLETE – 92 (17%)

GLOBAL UPDATES

TOTAL NUMBER OF CASES

2,160,207 (146,088 deaths)

COUNTRIES AFFECTED*

210

https://www.who.int/docs/default-source/coronaviruse/situation-reports/20200412-sitrep-83-covid-19.pdf?sfvrsn=697ce98d_4

- Excluding the 2 International Conveyances

GENERAL FACT SHEET (April 18th, 2020)

STATES	TOTAL CONFIRMED CASES	NEW CONFIRMED CASES	TOTAL DISCHARGED CASES	NEW DISCHARGED CASES	TOTAL DEATHS	NEW DEATHS	TOTAL ACTIVE CASES	DAYS SINCE LAST REPORTED CASE
Lagos	306	23	93	3	13	2	200	0
FCT	81	12	23	0	2	0	56	0
Kano	37	10	0	0	1	0	36	0
Osun	20	0	18	1	0	0	2	15
Oyo	16	1	5	0	0	0	11	0
Edo	15	0	6	0	1	0	8	4
Ogun	12	2	5	0	0	0	7	0
Katsina	9	0	0	0	1	0	8	1
Kwara	9	0	2	2	0	0	7	8
Kaduna	6	0	4	0	0	0	2	10
Bauchi	6	0	1	1	0	0	5	4
Akwa Ibom	6	0	3	0	0	0	3	1
Delta	4	0	0	0	1	0	3	3
Ekiti	4	1	2	0	0	0	2	0
Ondo	3	0	0	0	0	0	3	5
Rivers	2	0	2	0	0	0	0	3
Niger	2	0	0	0	0	0	2	22
Enugu	2	0	2	0	0	0	0	1
Benue	1	0	0	0	0	0	1	21
Anambra	1	0	0	0	0	0	1	8
TOTAL	542	49	166	7	19	2	357	

SELECTED CHARTS

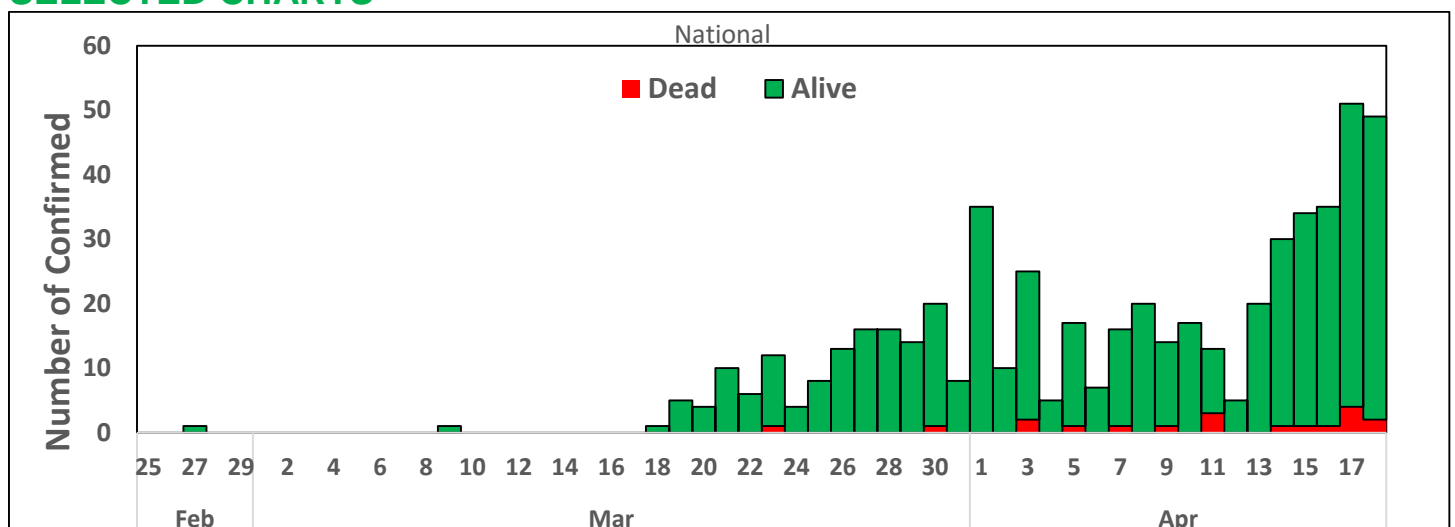


Fig. 3: Daily Epi-Curve of Confirmed Cases (wk9 – wk 16)

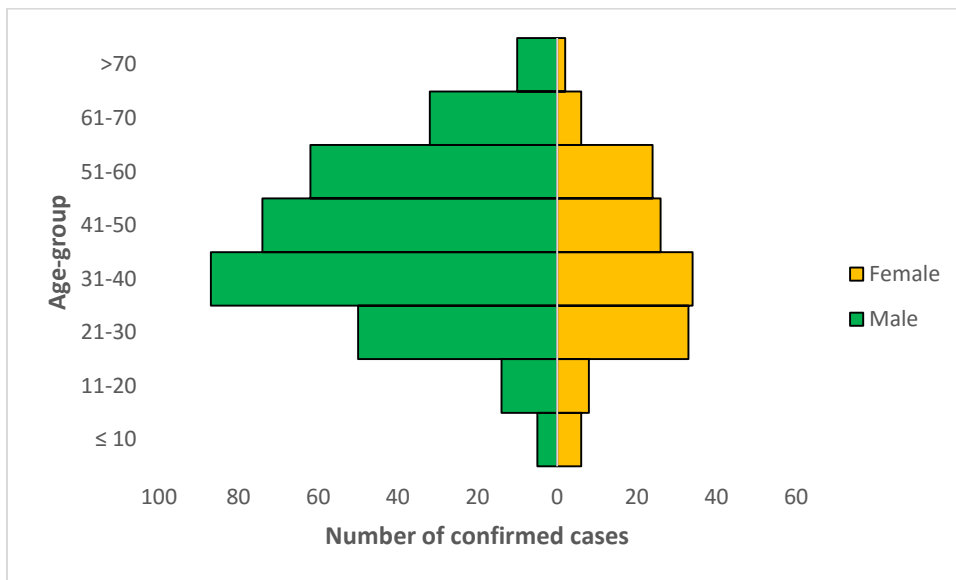


Fig. 4: Age-Sex distribution of Confirmed Cases (wk9 – wk16)

RESPONSE ACTIVITIES

- Published the NCDC laboratory [new testing strategy](#) document
- Ongoing distribution of Viral Transport Medium (VTM) to all the States and FCT
- Deployment of COVID-19 starter packs to all tertiary institutions and Federal Medical Centres
- Fully set up expanded laboratory network for COVID-19 across the 6 geopolitical zones with 13 laboratories activated (NRL, DRL, IDH, LUTH, NIMR, ACEGID, UCH, ISTH, FETHA, AKTH and NVRI DNA and UMTH)
- Deployment of Rapid Response Team (RRT) to support response in all states with confirmed case(s) Currently 22 RRTs deployed
- All education materials can be found via www.covid19.ncdc.gov.ng