

# SITUATION REPORT

## Nigeria Centre For Disease Control (NCDC)

[www.ncdc.gov.ng](http://www.ncdc.gov.ng)

PLOT 800 EBITU UKIWE STREET, JABI ABUJA, NIGERIA. TOLL FREE CALL: 0800-970000-10. E: [info@ncdc.gov.ng](mailto:info@ncdc.gov.ng)



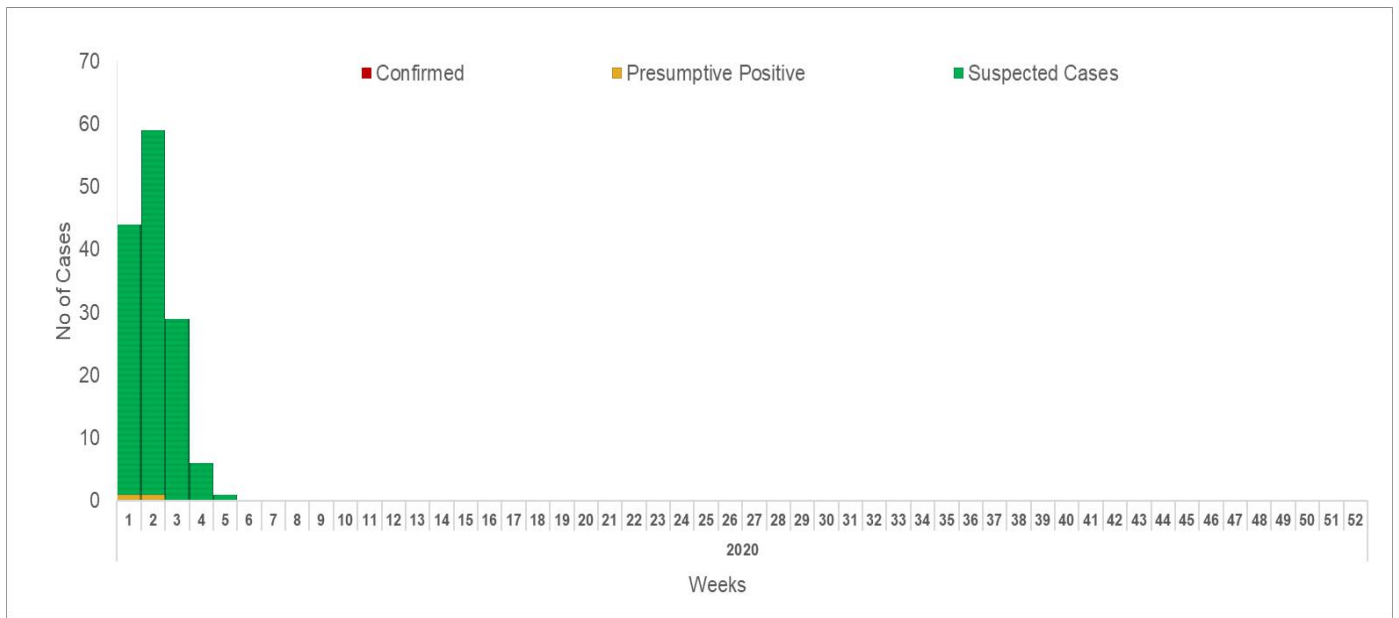
<b>TITLE:</b>	<b>YELLOW FEVER MONTHLY UPDATE IN NIGERIA</b>
<b>SERIAL NUMBER:</b>	<b>001</b>
<b>EPI-WEEKS:</b>	<b>01 - 05</b>
<b>DATE:</b>	<b>1<sup>st</sup> – 31<sup>st</sup> January, 2020</b>

### HIGHLIGHTS

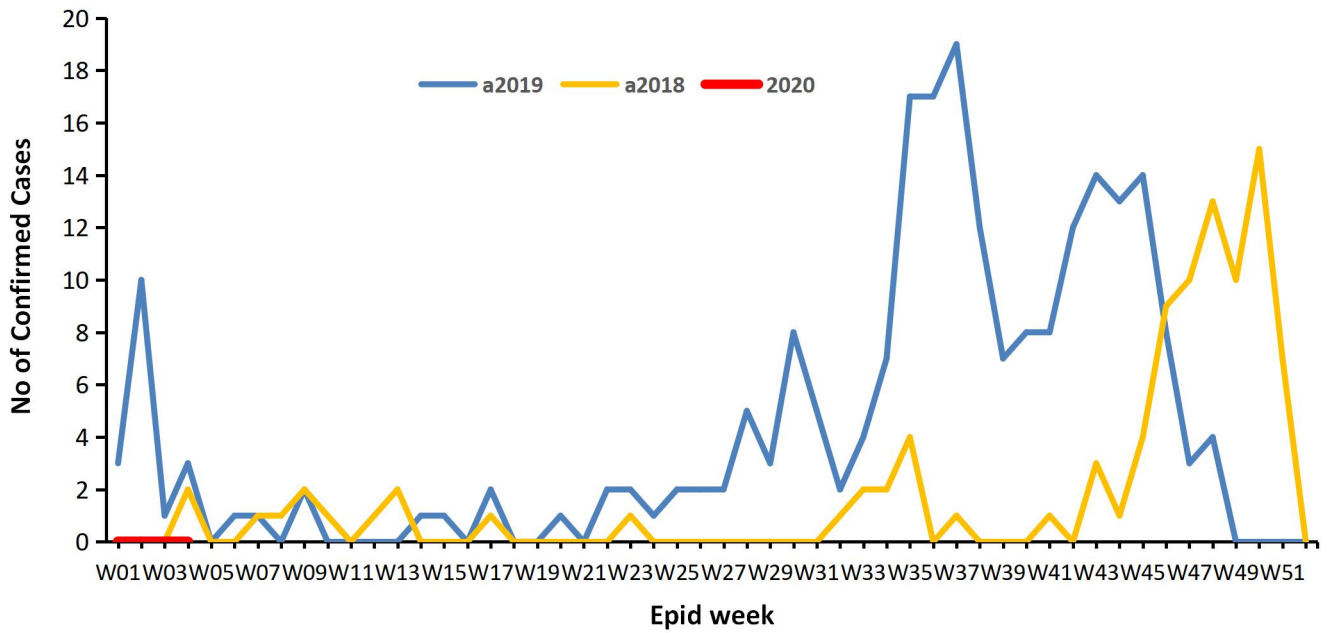
- **In this reporting period:**
  - A total of 139 suspected cases were reported in 90 LGAs across 27 states
  - All 139 suspected cases had blood samples collected
  - Two (2) presumptive positive and 1 inconclusive case were reported
    - The inconclusive case was reported from Katsina State
  - No confirmed case was recorded from IP Dakar
  - No death was recorded from all the cases reported
- Yellow fever response activities are being coordinated by the multi-agency yellow fever Technical Working Group (YF TWG)
- Off-site support is being provided to all states
- Yellow fever preventive mass vaccination (PMVC) campaigns are planned for implementation in Oyo, Delta, Benue, Osun, Bauchi and Borno in the 3<sup>rd</sup> and 4<sup>th</sup> quarters of the year

...PROTECTING THE HEALTH OF NIGERIANS





**Figure 1: Epidemic Curve of All Cases of Yellow Fever in Nigeria from Week 1 - Week 5, 31<sup>st</sup> January, 2020**



**Figure 2: Trends of Confirmed Cases in Nigeria – 2018, 2019 and Jan 2020**

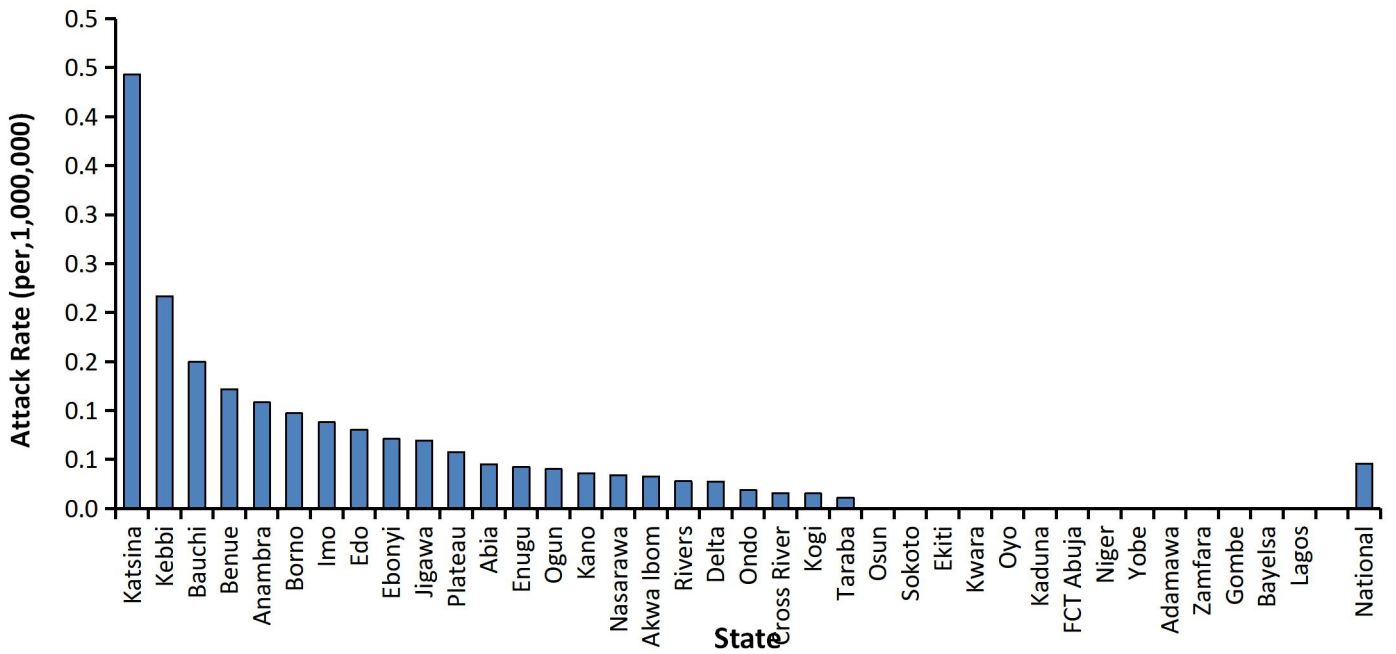


Figure 3: Yellow fever Attack rate by State in Nigeria from Week 1 - Week 5, 31st January, 2020

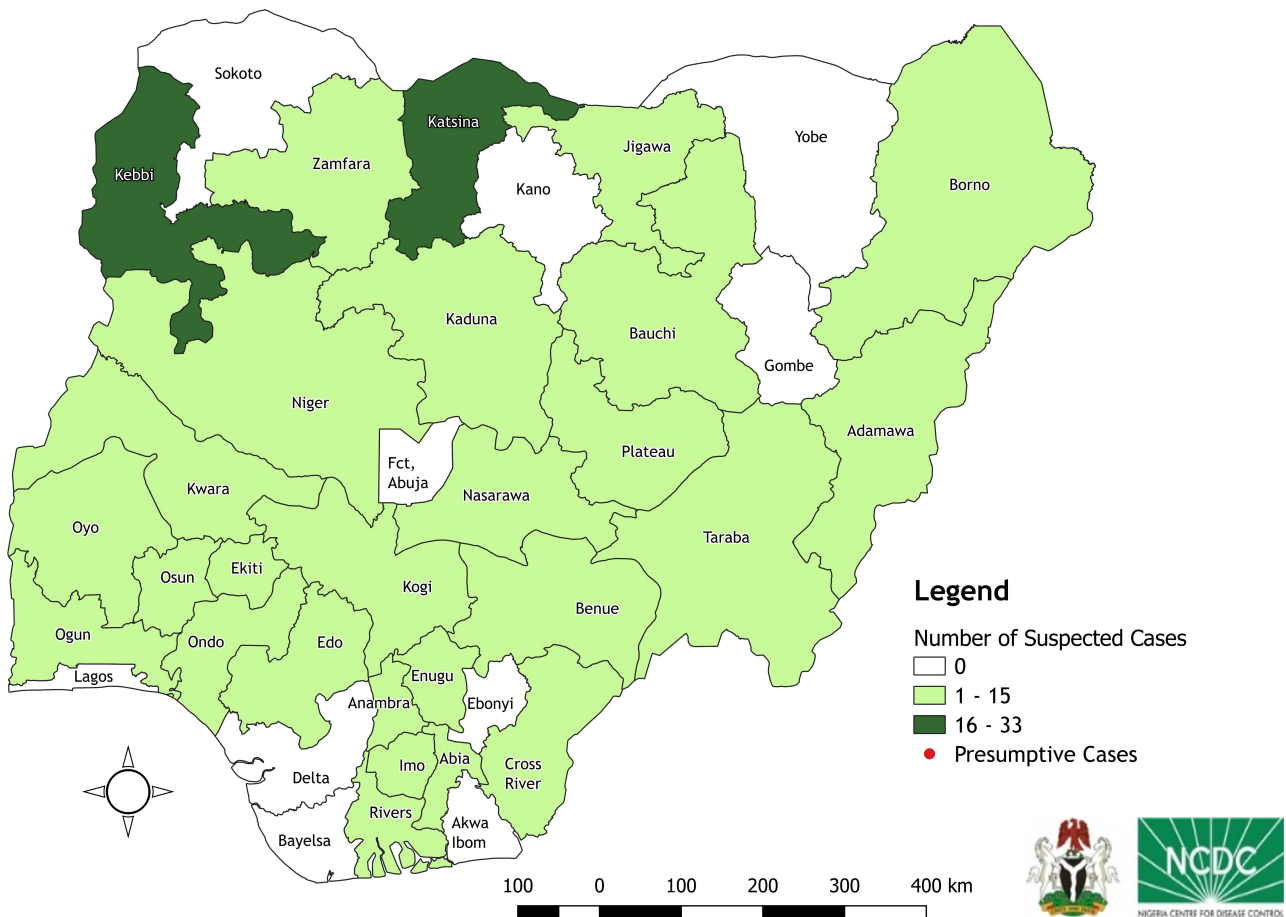
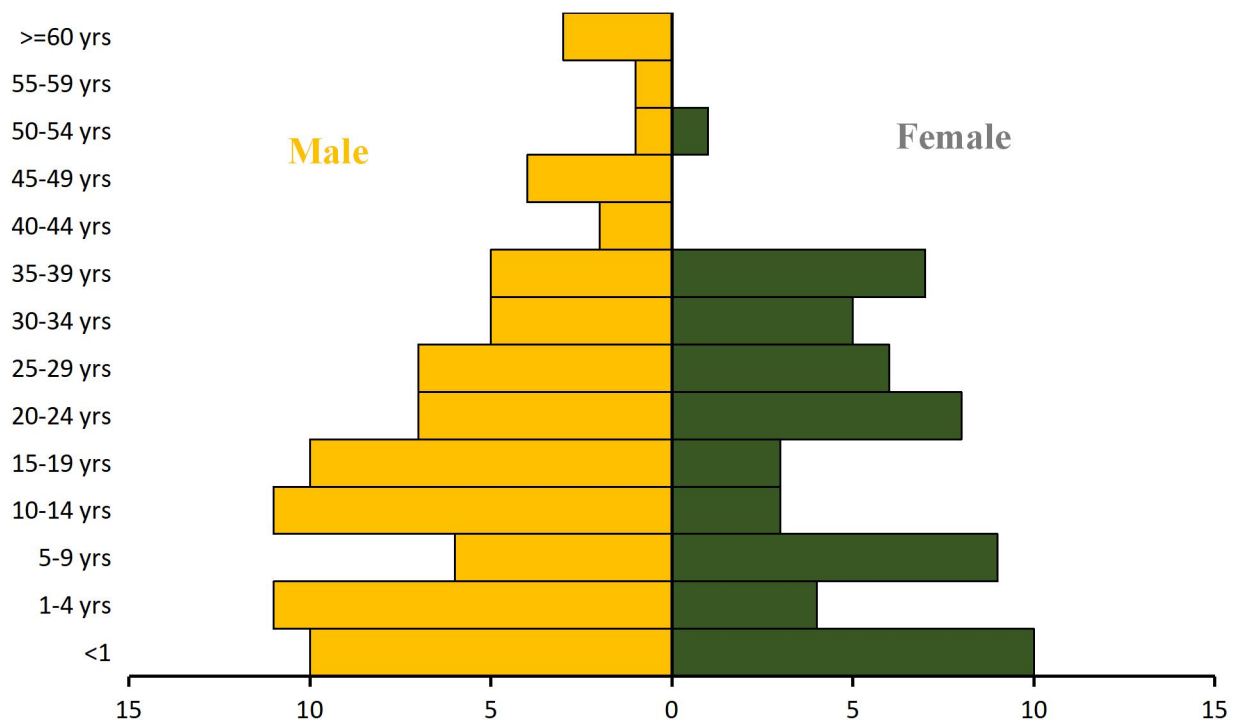


Figure 4: Map of Nigeria Showing States with Suspected and Presumptive confirmed Cases from Week 1 - Week 5, 31st January, 2020



**Figure 5: Age-sex pyramid of reported Yellow Fever suspected cases as at Week 1 - Week 5, 31<sup>st</sup> January, 2020**