

COVID-19 SITUATION REPORT

SITUATION REPORT 56

April 24, 2020



DATA AS REPORTED AND ACCURATE BY NCDC by 12 Midnight April 24th 2020

HIGHLIGHTS

- One new State reported COVID-19 case in Nigeria – Zamfara. The total number of States that have reported at least one confirmed case in Nigeria is now 28 (27 States + FCT)
- One hundred and fourteen (114) cases reported in the last 24 hours – Lagos (80), Gombe (21), FCT (5), Zamfara (2), Edo (2), Ogun (1), Oyo (1), Kaduna (1), Sokoto (1).
- DG NCDC emphasised on the need to maintain hygiene practices during the Presidential Task Force Press Briefing

STATE OF THE NATION

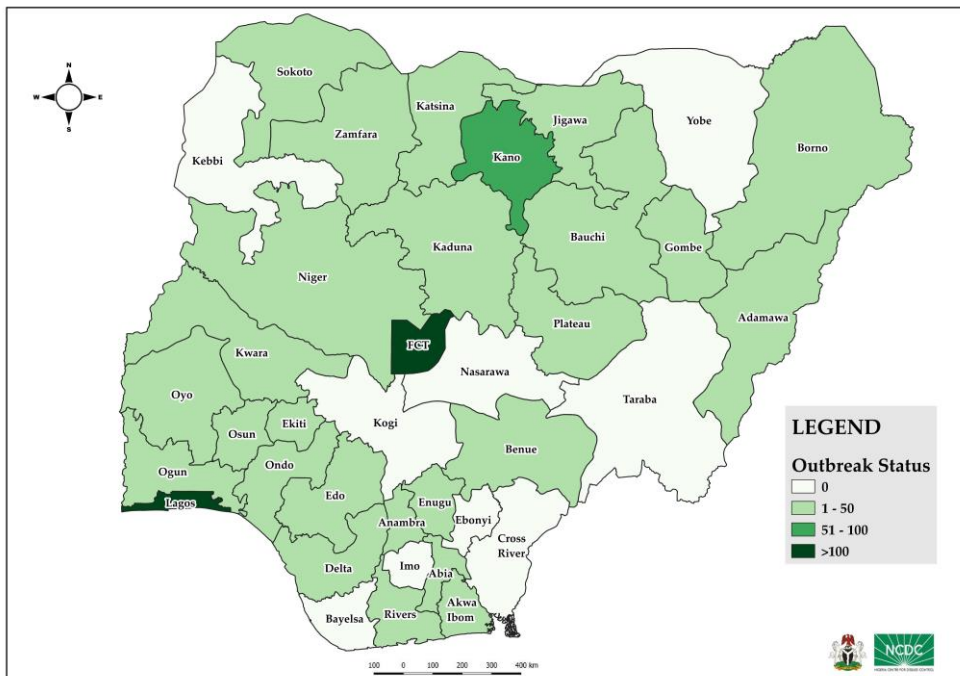


Fig. 1: Map of Nigeria showing the affected 26 States and FCT by COVID-19

UPDATES IN NUMBERS

Total (New in the last 24 hours)

SAMPLES TESTED

10,431 (370)

CONFIRMED CASES

1095 (114)

AFFECTED STATES INCLUDING FCT

28 (1)

DISCHARGED CASES

208 (11)

CONFIRMED FATALITIES

32 (1) – 3% CFR

DEMOGRAPHICS

MALE – 723 (66%)

FEMALE – 372 (34%)

MOST AFFECTED AGE GROUP

31 - 40 (21%)

TOTAL NUMBER OF PEOPLE OF INTEREST

9278 (Total)

9,175 (99% - Exceeded Follow Up)

PROVENANCE

TRAVEL HISTORY – 210 (19%)

CONTACTS – 317 (29%)

NO EPIDEMIOLOGIC LINK – 475 (43%)

INCOMPLETE – 93 (9%)

GLOBAL UPDATES

TOTAL NUMBER OF CASES

2,626,321 (181,938 deaths)

COUNTRIES AFFECTED*

210

https://www.who.int/docs/default-source/coronaviruse/situation-reports/20200412-sitrep-83-covid-19.pdf?sfvrsn=697ce98d_4

- Excluding the 2 International Conveyances

GENERAL FACT SHEET (April 24th, 2020)

STATES	CONFIRMED CASES		DISCHARGED CASES		DEATHS		TOTAL ACTIVE CASES	DAYS SINCE LAST REPORTED CASE
	CUMULATIVE	NEW	CUMULATIVE	NEW	CUMULATIVE	NEW		
Lagos	662	80	116	10	16	0	530	0
FCT	138	5	35	0	3	0	100	0
Kano	73	0	0	0	1	0	72	3
Gombe	30	21	0	0	0	0	30	0
Ogun	30	1	5	0	1	0	24	0
Katsina	21	0	0	0	1	0	20	2
Osun	20	0	18	0	0	0	2	21
Edo	19	2	7	0	3	1	9	0
Oyo	18	1	5	0	1	0	12	0
Borno	12	0	0	0	2	0	10	1
Akwa Ibom	11	0	3	0	1	0	7	1
Kwara	11	0	2	0	0	0	9	1
Kaduna	10	1	4	0	0	0	6	0
Bauchi	8	0	5	0	0	0	3	3
Delta	6	0	0	0	1	0	5	2
Ekiti	4	0	2	0	1	0	1	4
Ondo	3	0	2	1	0	0	1	11
Rivers	3	0	2	0	1	0	0	3
Abia	2	0	0	0	0	0	2	4
Enugu	2	0	2	0	0	0	0	28
Jigawa	2	0	0	0	0	0	2	5
Niger	2	0	0	0	0	0	2	9
Sokoto	2	1	0	0	0	0	2	0
Zamfara	2	2	0	0	0	0	2	0
Adamawa	1	0	0	0	0	0	1	2
Anambra	1	0	0	0	0	0	1	14
Benue	1	0	0	0	0	0	1	27
Plateau	1	0	0	0	0	0	1	1
TOTAL	1095	114	208	11	32	1	855	

SELECTED CHARTS

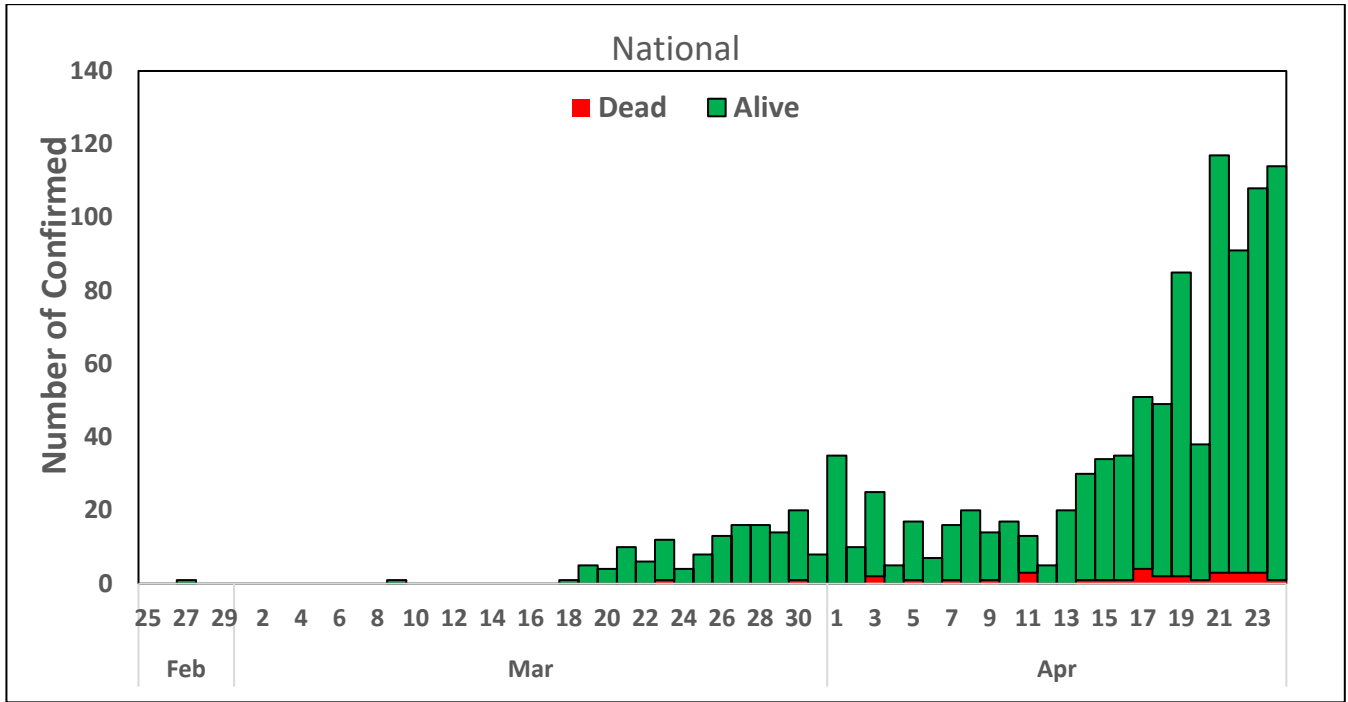


Fig 3. Daily Epi-curve of Confirmed Cases (WK9 – WK17)

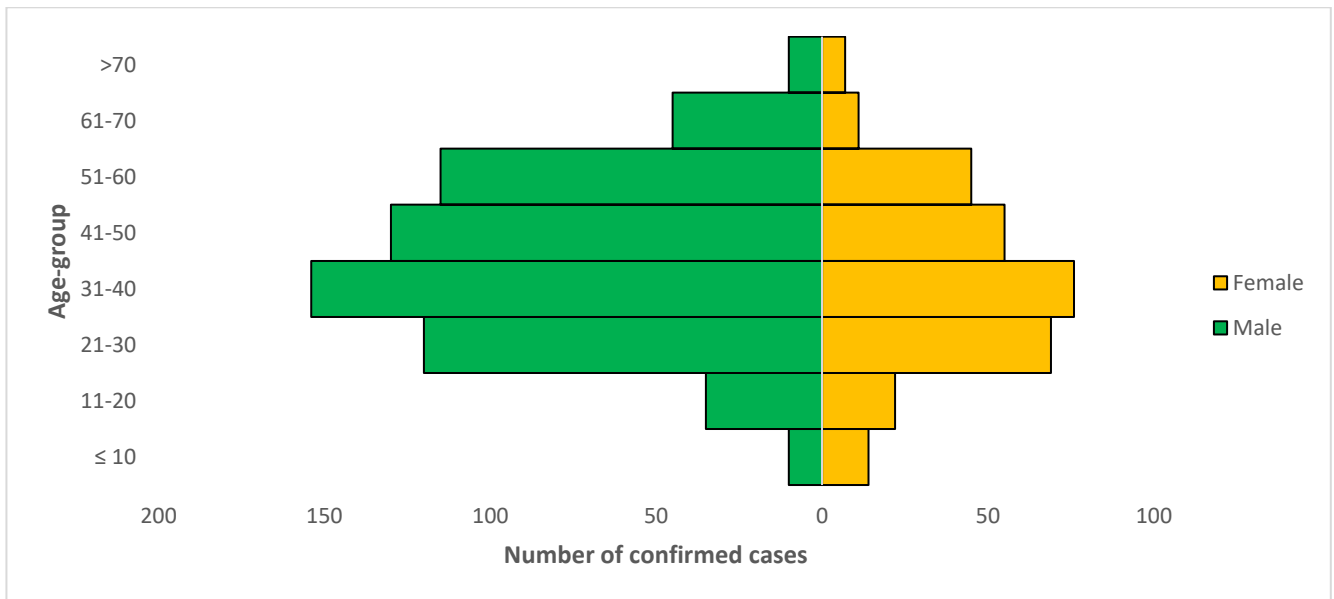


Fig 4. Age-Sex Distribution of Confirmed Cases (WK9 – WK17)

RESPONSE ACTIVITIES

- Developed case management indicator for SORMAS
- Deployed additional response commodities and supplies to all States
- Validation of Cobas system at National Reference Laboratory for activation of throughput testing
- Deployment of Rapid Response Team (RRT) to support response in all states with confirmed case(s) Currently 30 RRTs deployed
- All education materials can be found via www.covid19.ncdc.gov.ng