

# COVID-19 SITUATION REPORT

## SITUATION REPORT 52

### April 20, 2020



DATA AS REPORTED AND ACCURATE BY NCDC BY 12 MIDNIGHT APRIL 20<sup>th</sup> 2020

## HIGHLIGHTS

- Three new states reported COVID-19 cases in Nigeria – Abia, Gombe and Sokoto
- The total number of states that has reported at least one confirmed case in Nigeria is now 25 (24 States + FCT)
- Thirty-eight new cases reported – Kano (23), Gombe (5), Kaduna (3), Abia (2), Borno (2), Ekiti (1), Sokoto (1) and the FCT (1)
- The DG NCDC and Officer-in-Charge of WHO met with the Governor and senior officials of Katsina and Kano States

## STATE OF THE NATION

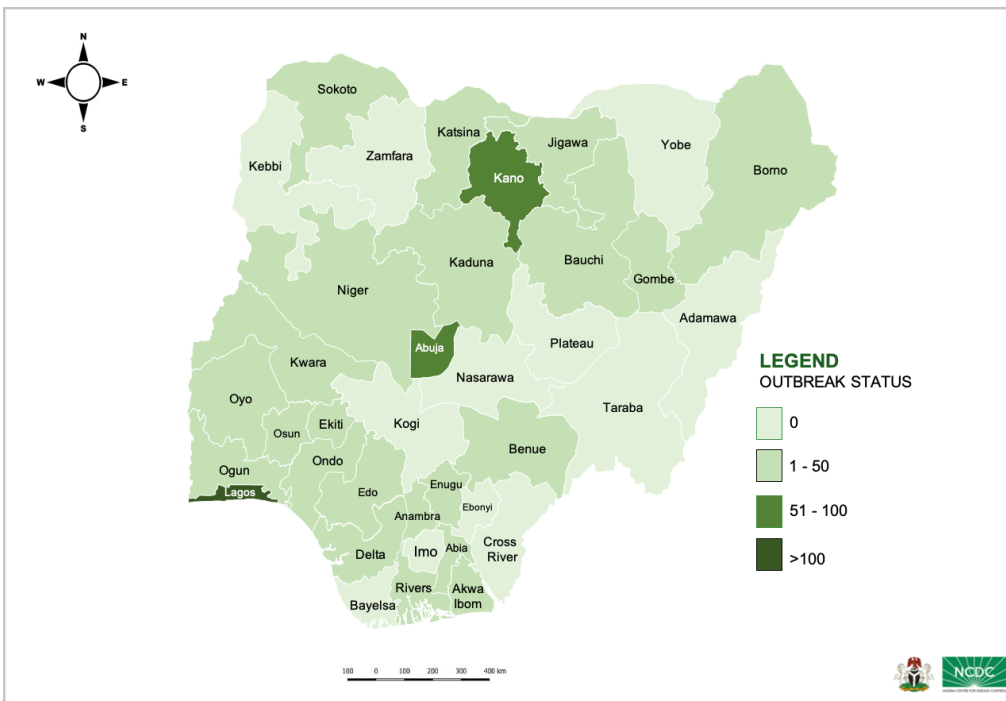


Fig. 1: Map of Nigeria showing the affected 24 States and FCT by COVID-19

### UPDATES IN NUMBERS

Total (New in the last 24 hours)

SAMPLES TESTED

**8587 (584)**

CONFIRMED CASES

**665 (38)**

AFFECTED STATES (INCLUDING FCT)

**25 (3)**

CONFIRMED DISCHARGED CASES

**188 (18)**

**CONFIRMED FATALITIES**

**22 (1) – 3% CFR**

**DEMOGRAPHICS**

MALE – 463 (70%)

FEMALE – 202 (30%)

**MOST AFFECTED AGE GROUP**

31 - 40 (22%)

**TOTAL NUMBER OF PEOPLE OF INTEREST**

**9233 (Total)**

**9073 (98% - Exceeded Follow Up)**

**PROVENANCE**

TRAVEL HISTORY – 210 (32%)

CONTACTS – 261 (39%)

UNKNOWN SOURCE – 95 (14%)

INCOMPLETE – 99 (15%)

**GLOBAL UPDATES**

TOTAL NUMBER OF CASES

**2,314,621 (157,847 deaths)**

**COUNTRIES AFFECTED\***

**210**

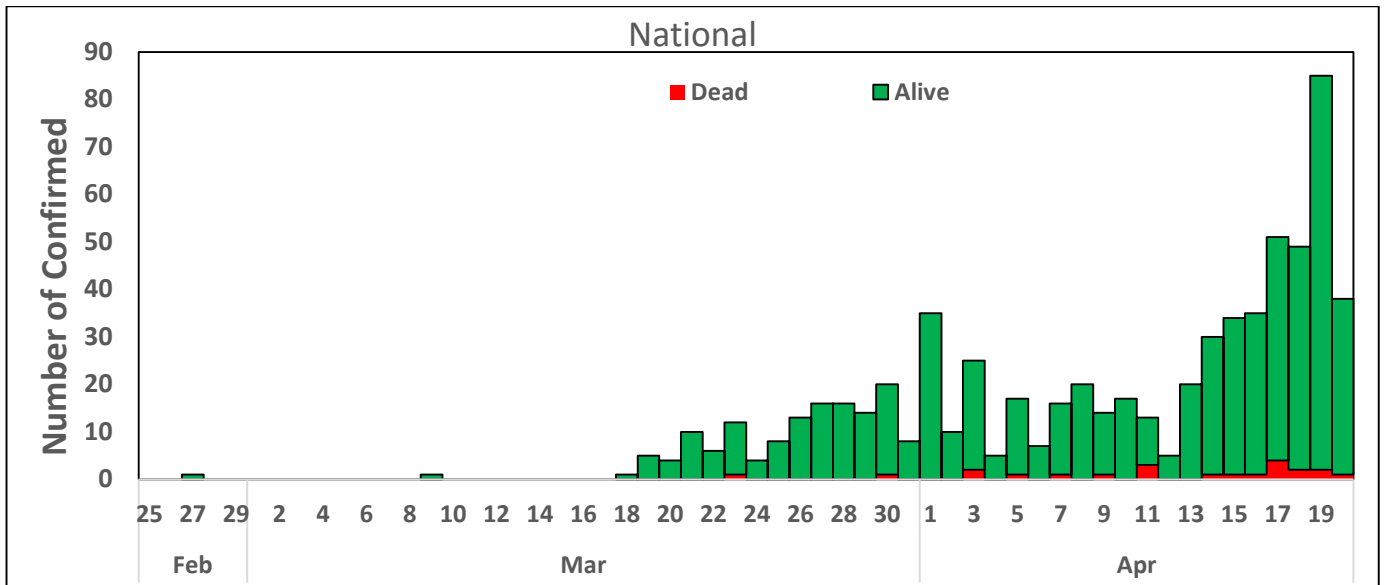
[https://www.who.int/docs/default-source/coronaviruse/situation-reports/20200412-sitrep-83-covid-19.pdf?sfvrsn=697ce98d\\_4](https://www.who.int/docs/default-source/coronaviruse/situation-reports/20200412-sitrep-83-covid-19.pdf?sfvrsn=697ce98d_4)

- Excluding the 2 International Conveyances

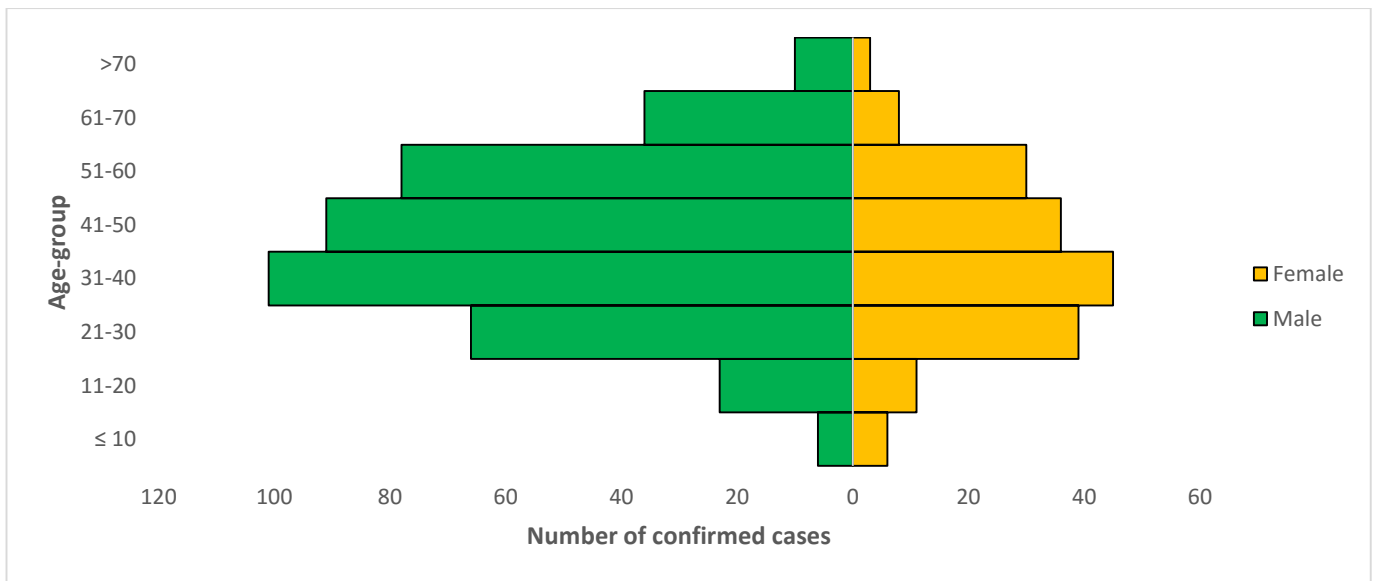
## GENERAL FACT SHEET (April 20<sup>th</sup>, 2020)

STATES	CONFIRMED CASES		DISCHARGED CASES		DEATHS		TOTAL ACTIVE CASES	DAYS SINCE LAST REPORTED CASE
	CUMULATIVE	NEW	CUMULATIVE	NEW	CUMULATIVE	NEW		
Lagos	376	0	97	0	13	0	266	2
FCT	89	1	35	12	3	1	51	1
Kano	59	23	0	0	1	0	58	1
Osun	20	0	18	0	0	0	2	18
Oyo	16	0	5	0	0	0	11	3
Edo	15	0	7	1	1	0	8	7
Ogun	12	0	5	0	0	0	7	3
Katsina	12	0	0	0	1	0	11	2
Kwara	9	0	2	0	0	0	7	11
Akwa Ibom	9	0	3	0	1	0	5	2
Kaduna	9	3	4	0	0	0	5	1
Bauchi	7	0	5	4	0	0	6	2
Gombe	5	5	0	0	0	0	5	1
Delta	4	0	0	0	1	0	3	6
Ekiti	4	1	2	0	0	0	2	1
Ondo	3	0	1	1	0	0	3	8
Borno	3	2	0	0	1	0	2	1
Rivers	2	0	2	0	0	0	0	6
Niger	2	0	0	0	0	0	2	25
Enugu	2	0	2	0	0	0	0	4
Jigawa	2	0	0	0	0	0	2	2
Abia	2	2	0	0	0	0	2	1
Benue	1	0	0	0	0	0	1	24
Anambra	1	0	0	0	0	0	1	11
Sokoto	1	1	0	0	0	0	1	1
<b>TOTAL</b>	<b>665</b>	<b>38</b>	<b>188</b>	<b>18</b>	<b>22</b>	<b>1</b>	<b>455</b>	

# SELECTED CHARTS



**Fig 3.** Daily Epi-curve of Confirmed Cases (WK9 – WK17)



**Fig 4.** Age-Sex Distribution of Confirmed Cases (WK9 – WK17)

## RESPONSE ACTIVITIES

- Published the NCDC laboratory [new testing strategy](#) document
- Ongoing distribution of Viral Transport Medium (VTM) to all the States and FCT
- Deployment of COVID-19 starter packs to all tertiary institutions and Federal Medical Centres
- Fully set up expanded laboratory network for COVID-19 across the 6 geopolitical zones with 13 laboratories activated (NRL, DRL, IDH, LUTH, NIMR, ACEGID, UCH, ISTH, FETHA, AKTH and NVRI DNA and UMTH)
- Deployment of Rapid Response Team (RRT) to support response in all states with confirmed case(s) Currently 27 RRTs deployed
- All education materials can be found via [www.covid19.ncdc.gov.ng](http://www.covid19.ncdc.gov.ng)