

COVID-19 SITUATION REPORT

SITUATION REPORT 38

April 6 2020



DATA AS REPORTED AND ACCURATE BY NCDC by 12 Midnight April 6th 2020

Disclaimer – The information contained in this document is confidential, privileged and only for the intended recipient and may not be used, published or redistributed to the public

HIGHLIGHTS

- One new state (Kwara State) with COVID-19 in Nigeria – Number is 15 states
- Six new cases reported from Kwara 2, Edo 2, FCT 1, Rivers 1
- DG NCDC focused on contact tracing during the daily Presidential Task Force Press Briefing, highlighting the need for states to support this effort. He also announced targets of collection of samples within 8 hours of notification, turnaround time of testing and result being less than 24 hours and an aim to have 200 tests daily in Lagos and 100 daily in FCT by end of the week
- Laboratories to be activated in Kano, Kaduna, Jos and Maiduguri to bring the total number to 13 by end of the week

STATE OF THE NATION

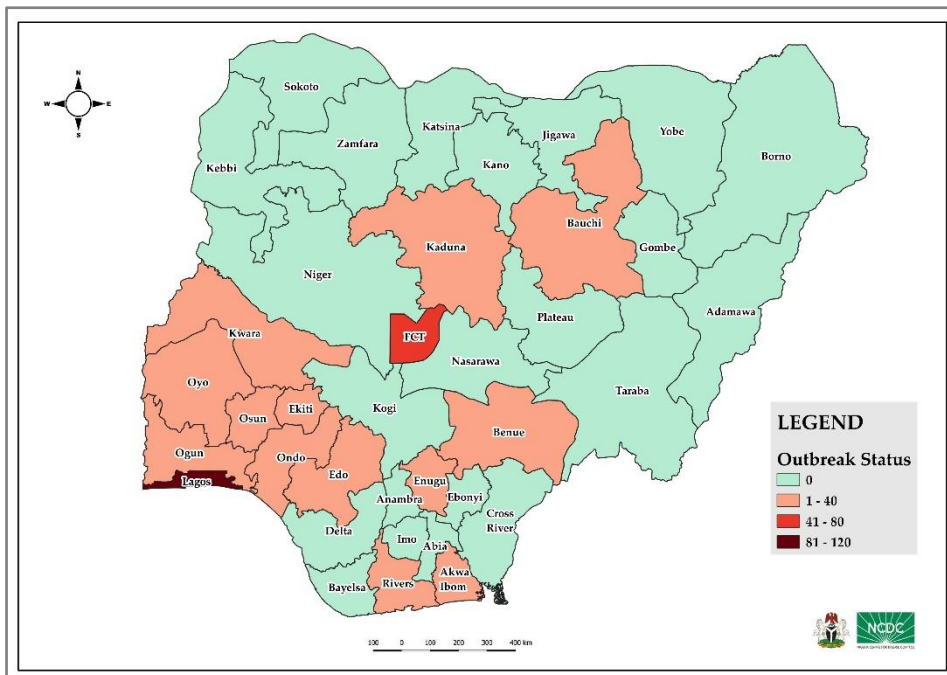


Fig. 1: Map of Nigeria showing COVID-19 14 affected States

UPDATES IN NUMBERS

GENERAL

TOTAL NUMBER OF CASES

238

NEW CASES

6 (Kwara -2, FCT-1, Edo-2, Rivers-1)

DISCHARGED CASES

35 (Lagos – 31, Ogun -2, Osun -1 and Ekiti-1)

FATALITIES

NEW DEATHS | **0**

DEATHS

5 (2% CFR)

DEMOGRAPHICS

MALE (166) (**70%**)

FEMALE (69) (**29%**)

INCOMPLETE INFO (3) (**1%**)

MOST AFFECTED AGE GROUP

31 - 50 (**39%**)

TOTAL NUMBER OF POI INVESTIGATED

8993

PROVENANCE

TRAVEL HISTORY – **102 (43%)**

CONTACTS – **39 (16%)**

INCOMPLETE – **97 (41%)**

GLOBAL UPDATES

TOTAL NUMBER OF CASES

1,210,956 (67,594 deaths)

COUNTRIES AFFECTED

199 (1 new South Sudan)

https://www.who.int/docs/default-source/coronavirus/situation-reports/20200405-sitrep-76-covid-19.pdf?sfvrsn=6ecf0977_2

[pdf?sfvrsn=6ecf0977_2](https://www.who.int/docs/default-source/coronavirus/situation-reports/20200405-sitrep-76-covid-19.pdf?sfvrsn=6ecf0977_2)

GENERAL FACT SHEET (April 6th 2020)

STATES	TOTAL ONFIRMED CASES	CONFIRMED NEW CASES	TOTAL DISCHARGED CASES	NEW DISCHARGED CASES	TOTAL DEATHS	NEW DEATHS	TOTAL ACTIVE CASES	DAYS SINCE LAST REPORTED CASE
Lagos	120	0	31	1	2	0	87	1
Abuja	48	1	0	0	2	0	46	1
Osun	20	0	1	1	0	0	19	3
Edo	11	2	0	0	1	0	10	1
Oyo	9	0	0	0	0	0	9	7
Bauchi	6	0	0	0	0	0	6	2
Akwa Ibom	5	0	0	0	0	0	5	5
Kaduna	5	0	0	0	0	0	5	1
Ogun	4	0	2	0	0	0	2	6
Ekiti	2	0	1	0	0	0	1	5
Enugu	2	0	0	0	0	0	2	10
Rivers	2	1	0	0	0	0	2	1
Kwara	2	2	0	0	0	0	2	1
Benue	1	0	0	0	0	0	1	9
Ondo	1	0	0	0	0	0	1	3
Total	238	6	35	2	5	0	198	

Chart

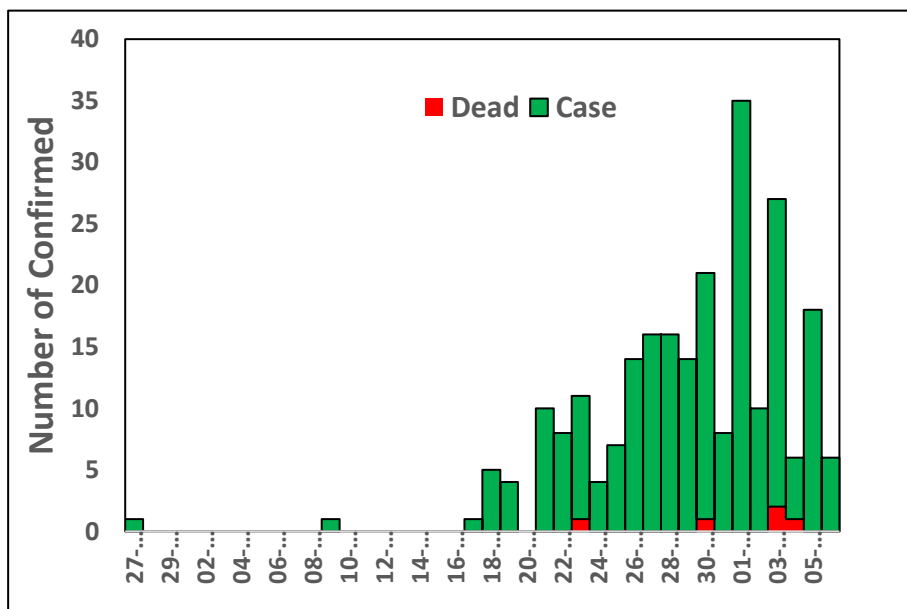


Fig. 3: Daily Epi-Curve of Confirmed Cases (wk9 – wk 15)

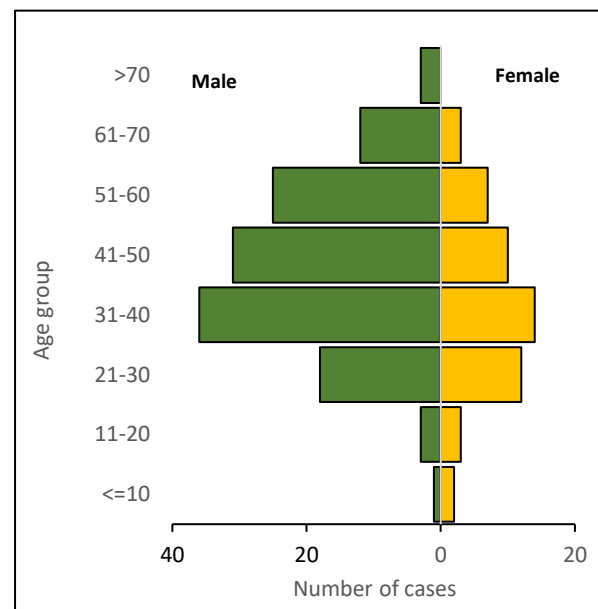


Fig. 4: Age-Sex distribution of Confirmed Cases (wk9 – wk15)

RESPONSE ACTIVITIES

- Daily laboratory testing capacity has been increased to 1500 a day
- Deployment of COVID-19 starter packs to all tertiary institutions and Federal Medical Centres
- Fully set up expanded laboratory network for COVID-19 across the 6 geopolitical zones with 9 laboratories activated (NRL, DRL, IDH, LUTH, NIMR, ACEGID, UCH, ISTH and FETHA)
- Deployment of Rapid Response Team (RRT) to support response in all states with confirmed case(s). Currently 15 RRTs deployed
- All education materials can be found via www.covid19.ncdc.gov.ng