



# COVID-19 SITUATION REPORT

## WEEKLY EPIDEMIOLOGICAL REPORT 18

Epi Week 06: 8<sup>th</sup> – 14<sup>th</sup> February 2021

DATA AS REPORTED AND ACCURATE BY NCDC AS AT MIDNIGHT 14<sup>TH</sup> FEBRUARY 2021

### STATE OF THE NATION

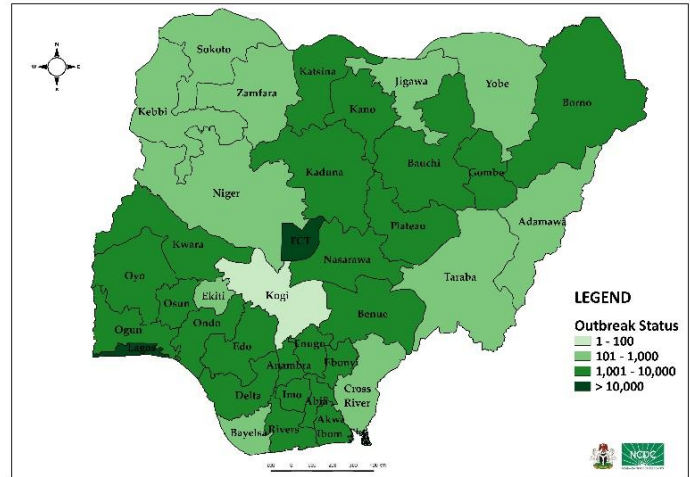
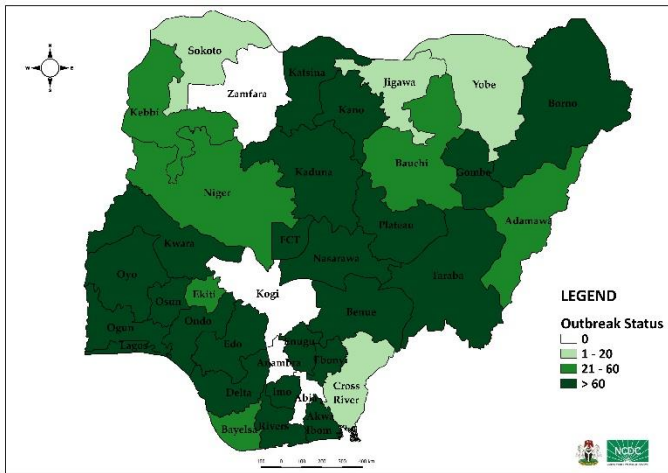


Fig 1. Distribution of cases (Epi Week 6 only)

Fig 2. Distribution of cumulative cases

### HIGHLIGHTS

- In Week 06, the number of new confirmed cases decreased to **6,606** from **8,506** reported in week 05. These were reported in **32** states and FCT (Tables 1 & 2).
- In Week 06, the number of discharged cases decreased to **7,668** from **8,536** in week 05. These were reported in **27** states and FCT (Tables 1 & 3).
- The number of reported deaths in the last one week in **17** states and FCT was **86** (Tables 1 & 4).
- Cumulatively, since the outbreak began in Week **9**, 2020 there have been **1,753** deaths reported with a case fatality rate (CFR) of **1.2%** (Tables 1 & 4).
- In Week 06, the number of in-bound international travellers at Nigerian airports was **12,848** compared with **14,507** in Week 05.
- In Week 06, the number of international travellers with a positive result was **199** compared to **155** from week 05.
- Globally, the count for confirmed COVID-19 cases is **108,153,741** with **2,381,295** deaths resulting in a case fatality rate of **2.2%**

## GENERAL FACT SHEET – DATA AS AT 14<sup>TH</sup> FEBRUARY 2021

Table 1: States with reported laboratory-confirmed COVID-19 cases, recoveries, deaths, samples tested and active cases

STATES	CONFIRMED		RECOVERIES		DEATHS		TESTING		ACTIVE CASES
	Total	Last Week	Total	Last Week	Total	Last Week	Total	Last Week	
Abia	1,338	0	1,212	0	13	0	17,520	52	113
Adamawa	725	52	262	22	28	0	11,549	85	405
Akwa Ibom	1,253	163	596	22	14	0	12,065	338	502
Anambra	1,271	0	334	0	19	0	18,581	245	918
Bauchi	1,195	31	1,178	34	17	0	16,451	387	3
Bayelsa	719	24	643	7	25	1	13,098	688	35
Benue	1,055	138	552	6	22	1	12,922	151	350
Borno	1,179	94	932	82	38	1	17,855	629	198
Cross River	232	10	206	6	12	0	5,381	50	10
Delta	2,465	69	1,744	0	52	0	30,951	586	600
Ebonyi	1,701	161	1,409	140	30	0	10,797	368	241
Edo	4,264	258	3,277	119	152	6	29,014	478	702
Ekiti	695	54	549	55	9	0	13,371	308	138
Enugu	1,901	72	1,635	124	23	2	17,338	354	297
FCT	18,552	728	11,604	130	137	9	197,790	5,693	6,222
Gombe	1,940	138	1,778	237	43	1	34,583	818	219
Imo	1,341	121	1,113	114	19	0	27,774	720	202
Jigawa	489	4	423	21	11	0	7,101	68	72
Kaduna	8,077	259	7,718	213	58	1	60,683	2,794	256
Kano	3,486	172	3,082	241	95	3	78,474	2,841	381
Katsina	2,017	116	1,932	90	27	0	33,742	301	32
Kebbi	299	23	257	0	13	0	6,238	123	6
Kogi	5	0	3	0	2	0	3,370	5	0
Kwara	2,541	383	1,750	175	44	2	18,824	744	541
Lagos	53,211	1,526	49,583	4,334	371	28	353,457	17,160	6,093
Nasarawa	2,115	139	373	0	13	0	17,462	386	1,590
Niger	887	40	417	0	14	0	15,808	330	416
Ogun	3,713	135	3,325	202	46	1	61,261	1,686	410

STATES	CONFIRMED		RECOVERIES		DEATHS		TESTING		ACTIVE CASES
	Total	Last Week	Total	Last Week	Total	Last Week	Total	Last Week	
Ondo	2,724	218	2,080	0	56	1	18,673	238	371
Osun	2,140	335	1,508	107	41	8	14,881	1,042	371
Oyo	6,326	421	4,312	152	105	16	49,264	2,925	1,656
Plateau	8,691	394	8,280	376	56	0	61,173	2,856	337
Rivers	5,985	226	5,540	575	88	2	129,272	6,008	708
Sokoto	763	4	732	17	26	0	17,687	30	18
Taraba	584	88	426	47	17	2	9,990	438	102
Yobe	260	10	233	20	9	1	7,852	225	29
Zamfara	215	0	195	0	8	0	5,768	47	12
<b>Total</b>	<b>146,354</b>	<b>6,606</b>	<b>121,193</b>	<b>7,668</b>	<b>1,753</b>	<b>86</b>	<b>1,458,020</b>	<b>52,197</b>	<b>24,556</b>

### Test type disaggregation (last one week)

Type	Number of tests done	Percentage of tests done
PCR	50,484	97%
RDT	1,713	3%
<b>TOTAL</b>	<b>52,197</b>	

### Test type disaggregation (cumulative)

Type	Number of tests done	Percentage of tests done
PCR	1,336,601	92%
RDT	121,419	8%
<b>TOTAL</b>	<b>1,458,020</b>	

## RETURNING PASSENGERS TESTS

Over the last week, the following laboratories carried out COVID-19 tests for returning passengers:

LABORATORY	IN-BOUND
54Gene Abuja	297
AML, IKEJA	27
Arab Labs	8
ARRIVE ALIVE, Ojuelegba, Lagos	82
BIOLOGIX	49
Cedarcrest, Abuja	6
CLINA-LANCET laboratories, Lagos	1,073
CLINA-LANCET laboratories, Abuja	29
CLINIX HEALTHCARE	124
DNA labs Abuja	158
E-clinic & Diagnostics	38
EHA Clinics	380
Everight diagnostics (Abuja)	22
Harley and Rainbow Specialized laboratory	177
LASUCOM Molecular laboratory	14
MEDBURY PCR laboratory	200
Medicaid, Abuja	180
SYNLAB	223
TOTAL	11
UNION DIAGNOSTICS	75
VCARE	148
WellMed	36
ZAINE LAB	14
<b>Grand Total</b>	<b>3,371</b>

## BACKLOG OF REPORTED TESTS

Name of Lab	# Test
MDL, AKWA IBOM	300

## Laboratories without reports on number of samples tested this week.

GH Onitsha (Anambra)  
JUTH GX (Plateau)  
Lawrence Henshaw (Cross River)  
SSH (Kogi)  
Lily Hosp Mol Lab (FCT)  
CAMRET (Sokoto)

## DAILY CONFIRMED CASES – DATA AS AT 14<sup>TH</sup> FEBRUARY 2021

Table 2: States with reported laboratory-confirmed COVID-19 cases daily over the last week

CONFIRMED CASES	WEEK 06	8 <sup>th</sup> February	9 <sup>th</sup> February	10 <sup>th</sup> February	11 <sup>th</sup> February	12 <sup>th</sup> February	13 <sup>th</sup> February	14 <sup>th</sup> February
	TOTAL	Monday	Tuesday	Wednesday	Thursday	Friday	Saturday	Sunday
Abia	0	0	0	0	0	0	0	0
Adamawa	52	52	0	0	0	0	0	0
Akwa Ibom	163	53	38	42	30	0	0	0
Anambra	0	0	0	0	0	0	0	0
Bauchi	31	2	4	6	16	3	0	0
Bayelsa	24	11	0	4	0	8	0	1
Benue	138	20	1	21	63	0	0	33
Borno	94	5	16	0	0	32	0	41
Cross River	10	0	0	0	10	0	0	0
Delta	69	18	19	6	12	7	7	0
Ebonyi	161	0	75	0	31	0	18	37
Edo	258	54	25	43	33	56	23	24
Ekiti	54	0	8	7	0	21	5	13
Enugu	72	0	0	0	0	0	72	0
FCT	728	34	116	194	123	75	157	29
Gombe	138	0	70	1	18	0	49	0
Imo	121	0	0	52	11	0	58	0
Jigawa	4	0	1	0	0	2	0	1
Kaduna	259	41	0	83	43	40	31	21
Kano	172	19	22	59	26	14	19	13
Katsina	116	0	18	0	53	0	23	22
Kebbi	23	0	0	0	0	0	23	0
Kogi	0	0	0	0	0	0	0	0
Kwara	383	27	73	24	0	155	90	14
Lagos	1,526	86	214	297	236	204	319	170
Nasarawa	139	16	13	16	0	0	69	25
Niger	40	15	0	0	5	0	0	20
Ogun	135	0	8	29	31	20	22	25
Ondo	218	0	57	0	0	41	0	120
Osun	335	0	120	47	45	48	51	24

CONFIRMED CASES	WEEK 06	8 <sup>th</sup> February	9 <sup>th</sup> February	10 <sup>th</sup> February	11 <sup>th</sup> February	12 <sup>th</sup> February	13 <sup>th</sup> February	14 <sup>th</sup> February
	TOTAL	Monday	Tuesday	Wednesday	Thursday	Friday	Saturday	Sunday
<b>Oyo</b>	<b>421</b>	<b>88</b>	<b>23</b>	<b>58</b>	<b>50</b>	<b>124</b>	<b>74</b>	<b>4</b>
<b>Plateau</b>	<b>394</b>	<b>45</b>	<b>88</b>	<b>45</b>	<b>92</b>	<b>80</b>	<b>14</b>	<b>30</b>
<b>Rivers</b>	<b>226</b>	<b>55</b>	<b>47</b>	<b>42</b>	<b>10</b>	<b>40</b>	<b>19</b>	<b>13</b>
<b>Sokoto</b>	<b>4</b>	<b>2</b>	<b>0</b>	<b>2</b>	<b>0</b>	<b>0</b>	<b>0</b>	<b>0</b>
<b>Taraba</b>	<b>88</b>	<b>0</b>	<b>0</b>	<b>53</b>	<b>0</b>	<b>35</b>	<b>0</b>	<b>0</b>
<b>Yobe</b>	<b>10</b>	<b>0</b>	<b>0</b>	<b>0</b>	<b>0</b>	<b>0</b>	<b>0</b>	<b>10</b>
<b>Zamfara</b>	<b>0</b>	<b>0</b>	<b>0</b>	<b>0</b>	<b>0</b>	<b>0</b>	<b>0</b>	<b>0</b>
<b>Total</b>	<b>6,606</b>	<b>643</b>	<b>1,056</b>	<b>1,131</b>	<b>938</b>	<b>1,005</b>	<b>1,143</b>	<b>690</b>

## DAILY RECOVERIES – DATA AS AT 14<sup>TH</sup> FEBRUARY 2021

Table 3: States with reported case management confirmed COVID-19 recoveries daily over the last week

CONFIRMED RECOVERIES	WEEK 06	8 <sup>th</sup> February	9 <sup>th</sup> February	10 <sup>th</sup> February	11 <sup>th</sup> February	12 <sup>th</sup> February	13 <sup>th</sup> February	14 <sup>th</sup> February
	TOTAL	Monday	Tuesday	Wednesday	Thursday	Friday	Saturday	Sunday
Abia	0	0	0	0	0	0	0	0
Adamawa	22	22	0	0	0	0	0	0
Akwa Ibom	22	6	5	1	10	0	0	0
Anambra	0	0	0	0	0	0	0	0
Bauchi	34	0	34	0	0	0	0	0
Bayelsa	7	0	7	0	0	0	0	0
Benue	6	2	0	2	0	0	0	2
Borno	82	0	0	0	0	0	0	82
Cross River	6	0	0	0	6	0	0	0
Delta	0	0	0	0	0	0	0	0
Ebonyi	140	0	68	0	38	0	34	0
Edo	119	15	12	12	20	15	15	30
Ekiti	55	0	5	39	5	4	0	2
Enugu	124	0	0	0	0	0	124	0
FCT	130	4	102	4	2	10	6	2
Gombe	237	0	115	47	51	0	24	0
Imo	114	0	0	66	0	0	48	0
Jigawa	21	0	7	7	0	5	0	2
Kaduna	213	72	0	40	7	34	40	20
Kano	241	32	24	6	62	42	48	27
Katsina	90	0	29	0	49	0	7	5
Kebbi	0	0	0	0	0	0	0	0
Kogi	0	0	0	0	0	0	0	0
Kwara	175	34	0	16	0	50	44	31
Lagos	4,334	744	478	773	536	408	1,040	355
Nasarawa	0	0	0	0	0	0	0	0
Niger	0	0	0	0	0	0	0	0
Ogun	202	0	56	3	41	43	26	33
Ondo	0	0	0	0	0	0	0	0

CONFIRMED RECOVERIES	WEEK 06	8 <sup>th</sup> February	9 <sup>th</sup> February	10 <sup>th</sup> February	11 <sup>th</sup> February	12 <sup>th</sup> February	13 <sup>th</sup> February	14 <sup>th</sup> February
	TOTAL	Monday	Tuesday	Wednesday	Thursday	Friday	Saturday	Sunday
Osun	107	0	0	33	4	18	20	32
Oyo	152	1	0	11	95	23	22	0
Plateau	376	78	81	36	82	99	0	0
Rivers	575	100	97	66	57	82	29	144
Sokoto	17	0	0	4	0	0	6	7
Taraba	47	0	0	26	0	21	0	0
Yobe	20	0	0	0	0	0	0	20
Zamfara	0	0	0	0	0	0	0	0
<b>Total</b>	<b>7,668</b>	<b>1,110</b>	<b>1,120</b>	<b>1,192</b>	<b>1,065</b>	<b>854</b>	<b>1,533</b>	<b>794</b>



## DAILY FATALITIES – DATA AS AT 14<sup>TH</sup> FEBRUARY 2021

Table 4: States with reported COVID-19 fatalities daily over the last week

CONFIRMED FATALITIES	WEEK 06	8 <sup>th</sup> February	9 <sup>th</sup> February	10 <sup>th</sup> February	11 <sup>th</sup> February	12 <sup>th</sup> February	13 <sup>th</sup> February	14 <sup>th</sup> February
	TOTAL	Monday	Tuesday	Wednesday	Thursday	Friday	Saturday	Sunday
Abia	0	0	0	0	0	0	0	0
Adamawa	0	0	0	0	0	0	0	0
Akwa Ibom	0	0	0	0	0	0	0	0
Anambra	0	0	0	0	0	0	0	0
Bauchi	0	0	0	0	0	0	0	0
Bayelsa	1	0	1	0	0	0	0	0
Benue	1	0	0	0	0	0	0	1
Borno	1	0	0	0	0	0	0	1
Cross River	0	0	0	0	0	0	0	0
Delta	0	0	0	0	0	0	0	0
Ebonyi	0	0	0	0	0	0	0	0
Edo	6	1	1	0	1	0	2	1
Ekiti	0	0	0	0	0	0	0	0
Enugu	2	0	0	0	0	0	2	0
FCT	9	0	0	6	0	3	0	0
Gombe	1	0	0	0	1	0	0	0
Imo	0	0	0	0	0	0	0	0
Jigawa	0	0	0	0	0	0	0	0
Kaduna	1	0	0	0	0	1	0	0
Kano	3	2	1	0	0	0	0	0
Katsina	0	0	0	0	0	0	0	0
Kebbi	0	0	0	0	0	0	0	0
Kogi	0	0	0	0	0	0	0	0
Kwara	2	0	1	0	0	1	0	0
Lagos	28	1	8	0	5	5	8	1
Nasarawa	0	0	0	0	0	0	0	0
Niger	0	0	0	0	0	0	0	0
Ogun	1	0	1	0	0	0	0	0

CONFIRMED FATALITIES	WEEK 06	8 <sup>th</sup> February	9 <sup>th</sup> February	10 <sup>th</sup> February	11 <sup>th</sup> February	12 <sup>th</sup> February	13 <sup>th</sup> February	14 <sup>th</sup> February
	TOTAL	Monday	Tuesday	Wednesday	Thursday	Friday	Saturday	Sunday
Ondo	1	0	0	0	0	1	0	0
Osun	8	0	8	0	0	0	0	0
Oyo	16	2	0	2	1	10	0	1
Plateau	0	0	0	0	0	0	0	0
Rivers	2	0	0	0	0	1	1	0
Sokoto	0	0	0	0	0	0	0	0
Taraba	2	0	0	0	0	2	0	0
Yobe	1	0	0	0	0	0	0	1
Zamfara	0	0	0	0	0	0	0	0
<b>Total</b>	<b>86</b>	<b>6</b>	<b>21</b>	<b>8</b>	<b>8</b>	<b>24</b>	<b>13</b>	<b>6</b>

# DAILY EPICURVE

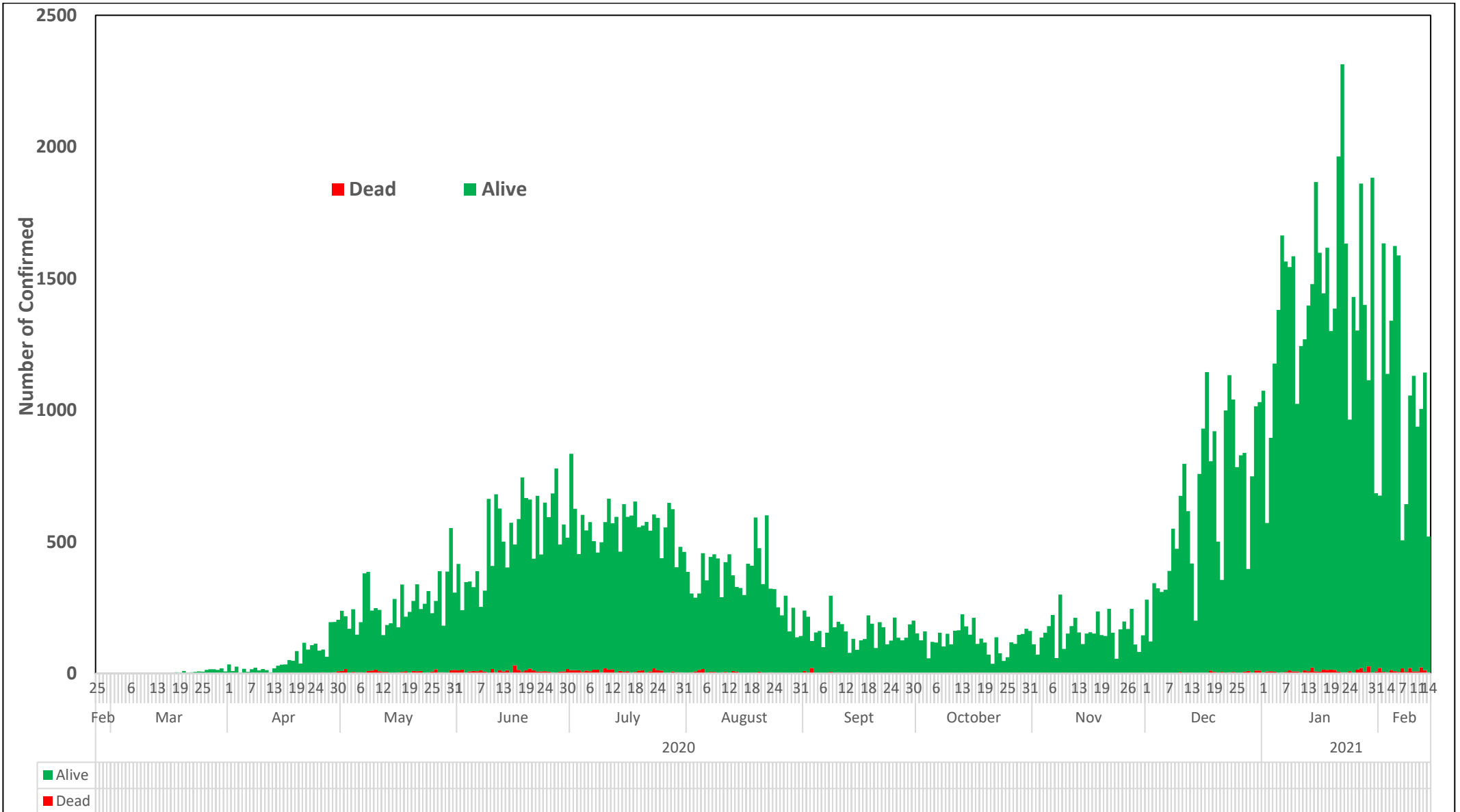
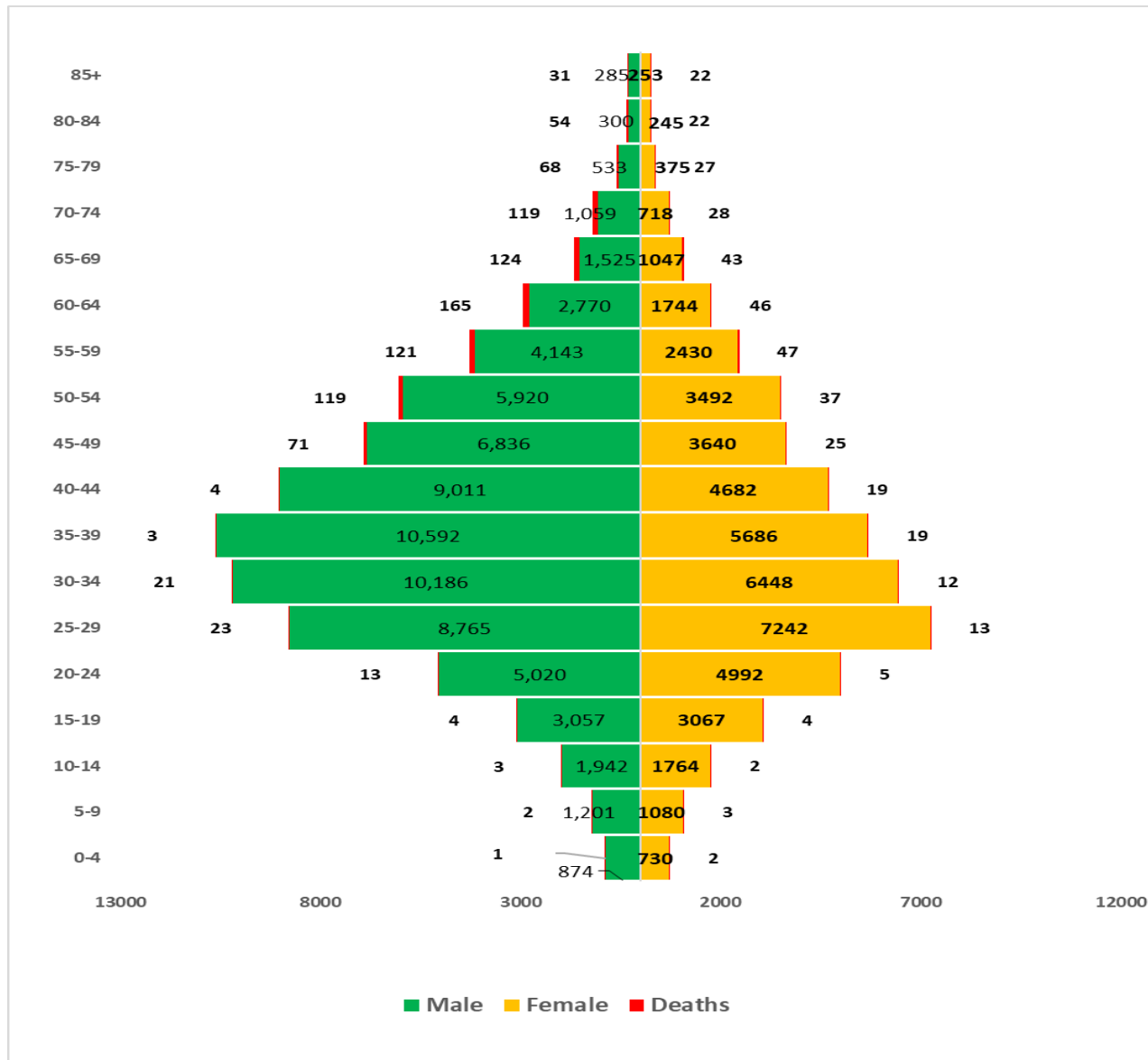


Figure 3: Daily epidemic curve of confirmed cases as reported per day as of 14<sup>th</sup> February 2021

## AGE-GENDER BREAKDOWN



**Figure 4:** Chart with age and gender breakdown of cases and deaths (WK10, 2020 – WK06, 2021)

## IN FOCUS: Proper use of facemask

The number of COVID-19 confirmed cases in the country in the last one week declined by 22.3% from 8,506 to 6,606. Testing in the last one week increased marginally by 6.4% from 49,050 to 52,197. It is critical that states continue to prioritise testing, to identify cases.

To reduce the risk of spread of the virus, several public health and social measures have been introduced. This includes the use of face masks especially in public settings.

A face mask is a protective device that covers the nose, mouth and chin. It provides a physical barrier against potentially infectious respiratory droplets. Scientific research activities have shown the effectiveness of face masks in reducing the risk of transmission of the virus that causes COVID-19. Following this, the World Health Organization (WHO) and other health institutes including NCDC, provided guidance on the use of face masks as a preventive measure.

Although masks are widely used by the public, they are often used inappropriately. Common poor and harmful mask etiquettes include re-using disposable masks or using cloth masks for prolonged periods without washing; sharing face masks with others; wearing face masks on the jaw or neck. Others are pulling down the face mask to talk, sing, cough or sneeze; touching the front of a mask in trying to readjust a face mask; wearing masks with valves or holes and poor disposal techniques.

A face mask should be used correctly to limit the spread of SARS-CoV-2. Incorrect usage may increase, instead of breaking the chain of transmission. The proper technique of wearing a medical face mask includes the following eight steps: (1) Perform hand hygiene before wearing the face mask. (2) Choose the appropriate size of face mask. (3) Ensure that the coloured side of the face mask is facing outward (for coloured face masks) or that the side with folds is facing downward and outward (for uncoloured face masks). (4) Ensure that the part with metal strip is on the upper side. (5) Position the elastic bands or strings properly. (6) Press firmly on the metal strip so that it follows the shape of the bridge of the nose and face. (7) Extend the face mask to cover the nose, mouth and chin. (8) Avoid touching the face mask once secured on the face or perform hand hygiene before and after touching the face mask. The proper technique of taking off a face mask includes the following four steps: (1) Perform hand hygiene before taking off the face mask i.e wash your hands with soap and running water or use a hand sanitizer. (2) Touch only the elastic bands. (3) Dispose of the used face mask in a plastic or paper bag or a lidded rubbish bin. (4) Perform hand hygiene after disposing of the face mask.

Cloth face mask can also be worn but are not advisable for health workers and those caring for the ill, those experiencing symptoms like cough and sneezing, the elderly, and those with chronic medical conditions. More information is available on [“Advisory on the use of cloth face mask”](#).

Despite the prospects offered by vaccines, infection from SARS-CoV-2 still persists. Proper use of face mask alone is not sufficient to break the chain of transmission of SARS-CoV-2. This should be combined with physical distancing, frequent handwashing under running water or alcohol-based hand sanitizer,

frequent cleaning of surfaces and avoiding large gathering. All these measures are very important and should be practiced at all times.

## RESPONSE

On 28<sup>th</sup> February 2020, a multi-sectoral Emergency Operations Centre (EOC) was activated at Level 3 which is the highest emergency level in Nigeria. This is led by NCDC in close coordination with the State Public Health EOCs (PHEOC) and through the deployment of **52** Rapid Response Teams (RRT) to states. Currently, response activities include:

- **Supported the inauguration of Ogun State infection prevention and control (IPC) team and committee**
- **Conducted IPC training for truck, ambulance drivers and the staff of the Federal Road Safety Corps in Rivers State**
- **Concluded second batch of testing for returnees at the Hajj Camp in the FCT**
- **Ongoing nationwide monthly distribution of personal protective equipment and medical commodities to the State Ministries of Health (including the treatment centres and sample collection centres) and Teaching Hospitals across the country**
- **Completed commodities deployment to Oyo, Anambra, Sokoto, Jigawa and Taraba States**
- **Spoke at a seminar on strategies for COVID-19 prevention in higher institution of learning at University of Abuja**
- Ongoing pilot of antigen rapid diagnostic tests kits (Ag RDTs) in four hospitals in FCT
- Ongoing IPC course for health workers across tertiary health facilities under the Orange Network
- Optimisation of three additional laboratories- Lawrence Henshaw Memorial Hospital (LHMH) Calabar, Federal Medical Centre, Makurdi and Ondo State Public Health Laboratory
- Approved a private laboratory (Medbury Services Limited) for in-bound travel sample collection in Port Harcourt, Rivers State
- Completed deployment of COVID-19 supplies and commodities to Lagos State Ministry of Health, Lagos University Teaching Hospital (LUTH), Federal Medical Centre (FMC) Ebute Meta Lagos State; Plateau, Kaduna, Imo and Kwara States
- Ongoing review of communication for safe school re-opening

## PREPAREDNESS

Since the confirmation of the first case on 27<sup>th</sup> February 2020, the NCDC has released advisories and statements to help Nigerians and affected groups in particular to respond to the pandemic

- COVID-19 Health Protection Regulation signed by President Muhammadu Buhari on 26<sup>th</sup> January 2021: [Coronavirus Disease \(COVID-19\) Health Protection Regulations 2021](#)
- NCDC published an updated [community case definitions for coronavirus disease 2019](#)
- The Federal Ministry of Health and NCDC published [COVID-19 Patient's handbook for home-based care in Nigeria](#)
- NCDC published an updated [case definitions for coronavirus disease](#)
- NCDC published [Guidance for the use of approved COVID-19 antigen-based rapid diagnostic tests in Nigeria](#)
- Update of [travel protocols](#) for all travellers into Nigeria from [UK and South Africa](#)
- NCDC recently launched the [Celebrate Responsibly](#) campaign in response to the increase in cases of coronavirus disease (COVID-19) and poor adherence to public health and social measures across the country: [Celebrate Responsibly and Save Lives – New Awareness Campaign for the Yuletide Season](#)
- Ahead of the Christmas and end of year festivity, NCDC published the [End-of-Year Travel Advisory on COVID-19](#)
- NCDC recently launched the [COVID-19 blog](#) for telling the stories of Nigeria's response to the COVID-19 pandemic.
- NCDC published guidelines on 2020 National Youth Service Corps (NYSC) Orientation Camp activities in conjunction with PTF and NYSC: [Guidelines on 2020 National Youth Service Corps \(NYSC\) Orientation Camp activities](#)
- NCDC published guidance on the use of antigen RDTs: [Guidance on the use of Antigen Rapid Diagnostic Kits for diagnosis of SARS-CoV-2 infection in Nigeria](#)
- NCDC published guidance on safe school re-opening: [Public Health guidance for Safe School re-opening in Nigeria](#)
- NCDC published second interim guidance – Infection Prevention and Control: [Recommendations during health care provision for suspected and confirmed cases of COVID-19](#)
- NCDC recently published the first edition of a quick reference guide on setting up sample collection centre - [A step by step guide on setting up a sample collection centre](#)
- NCDC has launched an online course on [Infection, Prevention and Control \(IPC\) for COVID-19](#) NCDC eLearning platform
- Ahead of forthcoming elections in the country, NCDC has issued [Guidelines for Conducting Elections During the COVID-19 Outbreak in Nigeria](#).
- To protect our elders, and those with pre-existing medical conditions, NCDC has issued an [Advisory for Vulnerable Groups](#).
- NCDC has released [guidelines on the re-opening of places for worship](#).
- NCDC has released [Strategies to Improve Surveillance for COVID-19 Guidance for States](#)
- The Nigeria Police Force has released COVID-19 operational guidelines for the [Police and other Law Enforcement Agencies in Nigeria](#)
- Guidelines have been issued for the [safe transportation of remains of persons suspected or confirmed to have died of COVID-19](#)
- Information on diagnostics of the COVID-19 virus can be found in our [detailed FAQ document](#).
- To increase our testing capacity, NCDC has issued guidelines for the [integration of private labs](#).
- Guidelines for [businesses and employers](#) have been updated.



- NCDC has updated its [case definition](#) , [community case definition](#) and [case management guide](#).
- NCDC releases periodic [public health advisories](#) to Nigerians on the COVID-19 disease.
- To adhere to post-lockdown measures, NCDC has released an [advisory on the use of face masks](#), as well as information on the [Use of Cloth face masks](#) and [how to make your cloth face masks](#).
- NCDC has released guidelines for the [management of pregnant women and nursing mothers](#) during the pandemic.
- To address burials of loved ones who die from COVID-19, guidelines have been issued to advise on the [management of dead bodies](#).
- For health centres managing cases, the following documents have been released- a guideline for the [Rational Use of Personal Protective Equipment in the care of COVID-19 cases](#).
- As part of plans to increase the testing capacity of the country, the NCDC published a [National Strategy to Scale Up Access to Coronavirus Disease Testing in Nigeria](#) document.
- The Presidential Task Force has published policies and announcements on COVID-19 [available on the website of the Presidency](#) – including presidential addresses, task force updates and information on livelihood and economic support.

## INFORMATION RESOURCES

- Nigeria Centre for Disease Control: [www.covid19.ncdc.gov.ng](http://www.covid19.ncdc.gov.ng) | [www.ncdc.gov.ng](http://www.ncdc.gov.ng)
- Nigerian Presidency Website on COVID-19: [www.statehouse.gov.ng/COVID19](http://www.statehouse.gov.ng/COVID19)
- WHO Coronavirus Disease (COVID-19) Dashboard (**source for global updates**) <https://covid19.who.int/>