


COVID-19 SITUATION REPORT

SITUATION REPORT 122

Monday, 29th June 2020



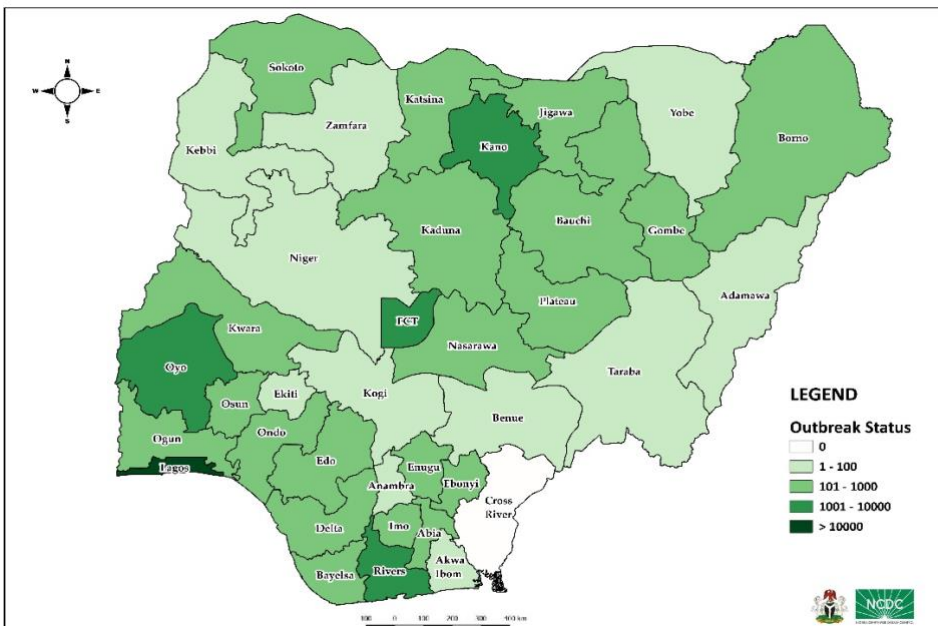
NIGERIA CENTRE FOR DISEASE CONTROL

DATA AS REPORTED AND ACCURATE BY NCDC AS AT MIDNIGHT 29th JUNE 2020

HIGHLIGHTS

- Five hundred and sixty-six (**566**) confirmed cases were reported in the last 24 hours from **20** states – Lagos (166), Oyo (66), Delta (53), Ebonyi (43), Plateau (34), Ondo (32), FCT (26), Ogun (25), Edo (24), Imo (15), Bayelsa (13), Benue (12), Gombe (11), Kano (11), Kaduna (11), Osun (8), Nasarawa (7), Borno (5), Katsina (2), Anambra (2)
- No new state recorded a confirmed COVID-19 case in the last 24 hours. The total number of states including FCT that have reported at least one confirmed case in Nigeria is still 36 (35 states + FCT)
- Three hundred and ninety-five (**395**) cases were discharged in the last 24 hours in **19** states – Oyo (180), Kano (38), Ogun (31), Kaduna (29), Plateau (24), Rivers (21), Benue (15), Enugu (13), FCT (12), Adamawa (9), Borno (4), Gombe (4), Edo (3), Katsina (3), Bayelsa (3), Ebonyi (2), Imo (2) and Lagos (1), Nasarawa (1)
- Eight deaths were recorded in the last 24 hours in **six** states – Gombe (3), Oyo (1), Edo (1), Imo (1), Lagos (1) and Delta (1).
- Map legend modified to include more more than 10,000 as over 10,000 cases have been reported in Lagos State

Figure 1: Map of Nigeria showing 35 states and FCT affected by COVID-19



SITUATION UPDATES

Total (New in the last 24 hours)

SAMPLES TESTED

134,257 (1953)

CONFIRMED CASES

25,133 (566)

AFFECTED STATES INCLUDING FCT

36 (0)

DISCHARGED CASES

9,402 (395)

CONFIRMED FATALITIES

573 (8) – 2.3% CFR

DEMOGRAPHICS

MALE – 16,664 (66%)

FEMALE – 8,469 (34%)

MOST AFFECTED AGE GROUP

31 - 40 (24%)

PERSONS OF INTEREST

10,567 (Total)

10,533 (99.7% - Exceeded Follow Up)

PROVENANCE

TRAVEL HISTORY – 407 (2%)

CONTACTS – 6,344 (25%)

UNKNOWN EXPOSURE – 18,382 (73%)

GLOBAL UPDATES

TOTAL NUMBER OF CASES

10,021,401 (499,913 deaths)

COUNTRIES & TERRITORIES AFFECTED*

213

*Excluding the 2 International Conveyances

GENERAL FACT SHEET – DATA AS AT 29th JUNE 2020

Table 1: States with reported laboratory-confirmed COVID-19 cases, recoveries, deaths and days since last reported case

STATES	CONFIRMED CASES		DISCHARGED CASES		DEATHS		TOTAL ACTIVE CASES	DAYS SINCE LAST REPORTED CASE
	CUMULATIVE	NEW	CUMULATIVE	NEW	CUMULATIVE	NEW		
Lagos	10,310	166	1,593	1	127	1	8,590	0
FCT	1,818	26	570	12	32	0	1,216	0
Oyo	1,372	66	686	180	12	1	674	0
Kano	1,211	11	904	38	51	0	256	0
Rivers	1,056	0	605	21	38	0	413	1
Edo	986	24	280	3	36	1	670	0
Delta	965	53	190	0	23	1	752	0
Ogun	807	25	570	31	18	0	219	0
Kaduna	714	11	478	29	12	0	224	0
Katsina	551	2	270	3	22	0	259	0
Gombe	503	11	350	4	19	3	134	0
Bauchi	500	0	439	0	12	0	49	1
Borno	491	5	422	4	32	0	37	0
Ebonyi	438	43	344	2	3	0	91	0
Plateau	371	34	180	24	9	0	182	0
Imo	318	15	40	2	5	1	273	0
Jigawa	317	0	191	0	6	0	120	16
Abia	302	0	207	0	3	0	92	2
Ondo	276	32	89	0	19	0	168	0
Enugu	261	0	63	13	6	0	192	1
Kwara	217	0	128	0	6	0	83	5
Nasarawa	213	7	113	1	8	0	92	0
Bayelsa	198	13	100	3	12	0	86	0
Sokoto	151	0	118	0	15	0	18	2
Osun	124	8	47	0	5	0	72	0
Akwa Ibom	86	0	54	0	2	0	30	1
Adamawa	84	0	47	9	6	0	31	1
Niger	84	0	37	0	3	0	44	4
Zamfara	76	0	71	0	5	0	0	42
Kebbi	76	0	42	0	6	0	28	2
Anambra	73	2	57	0	9	0	7	0
Benue	59	12	30	15	1	0	28	0
Yobe	59	0	48	0	8	0	3	2
Ekiti	43	0	29	0	2	0	12	2
Taraba	19	0	10	0	0	0	9	4
Kogi	4	0	0	0	0	0	4	1
Total	25,133	566	9,402	395	573	8	15,158	

States including FCT are arranged in descending order by number of total confirmed cases

SELECTED CHARTS

Figure 2: Daily Epidemic Curve of Confirmed Cases (WK9 – WK27)

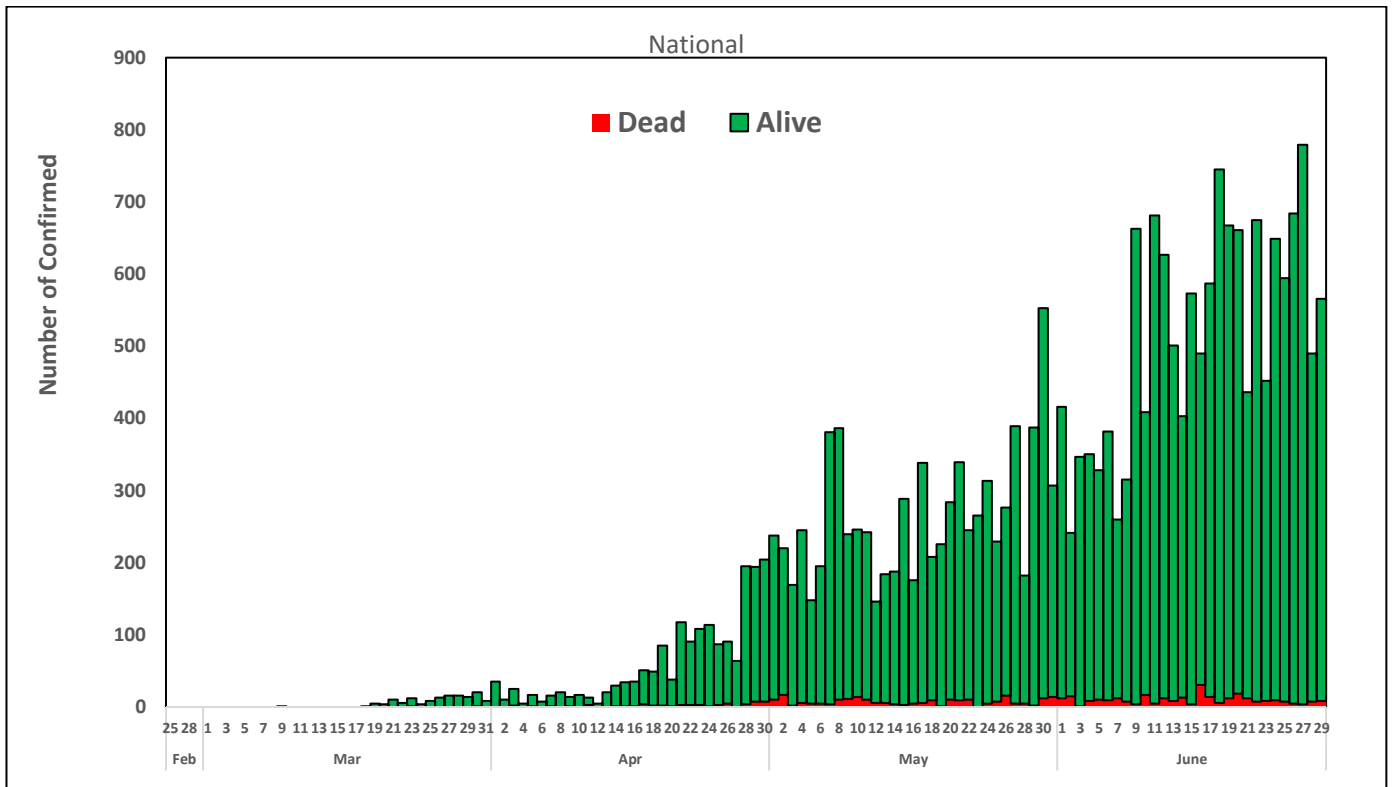
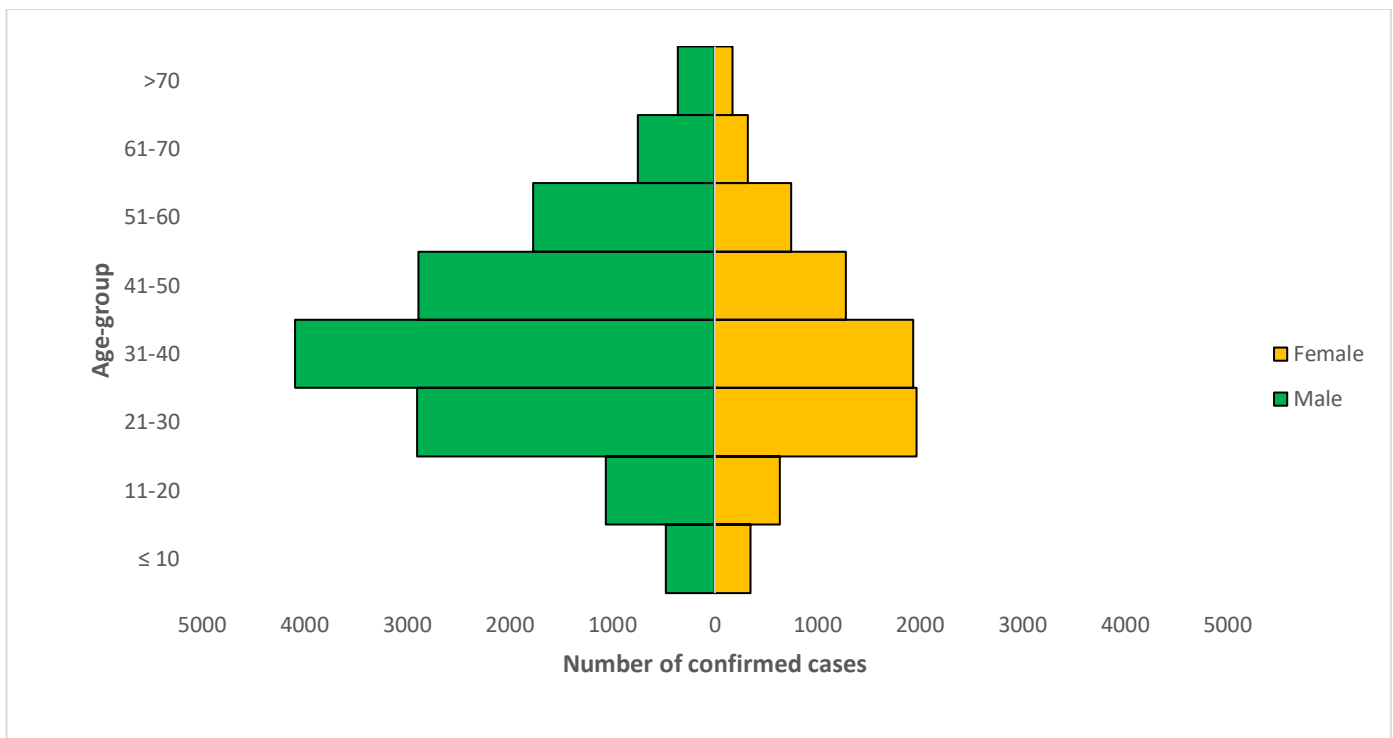


Figure 3: Age-Sex Distribution of Confirmed Cases (WK9 – WK27)



PREPAREDNESS

Since the confirmation of the first case on 27th February 2020, the NCDC has released advisories and statements to help Nigerians and affected groups in particular to respond to the pandemic

- NCDC has released [guidelines on the re-opening of places for worship](#).
- The Nigeria Police Force has released COVID-19 operational guidelines for the [Police and other Law Enforcement Agencies in Nigeria](#)
- NCDC and the Department of Hospital Services (Federal Ministry of Health) have updated the [case management guidelines](#) (version 3) with reviewed changes such as the discharge criteria and medication being used for the treatment of cases
- Guidelines have been issued for the [safe transportation of remains of persons suspected or confirmed to have died of COVID-19](#)
- Information on diagnostics of the COVID-19 virus can be found in our [detailed FAQ document](#).
- To increase our testing capacity, NCDC has issued guidelines for the [integration of private labs](#).
- Guidelines for [businesses and employers](#) have been updated.
- NCDC has updated its [case definition](#) , [community case definition](#) and [case management guide](#).
- NCDC releases periodic [public health advisories](#) to Nigerians on the COVID-19 disease.
- To adhere to post-lockdown measures, NCDC has released an [advisory on the use of face masks](#), as well as information on the [Use of Cloth face masks](#) and [how to make your cloth face masks](#).
- NCDC has released guidelines for the [management of pregnant women and nursing mothers](#) during the pandemic.
- To address burials of loved ones who die from COVID-19, guidelines have been issued to advise on the [management of dead bodies](#).
- For health centres managing cases, the following documents have been released- a guideline for the [Rational Use of Personal Protective Equipment in the care of COVID-19 cases](#).
- As part of plans to increase the testing capacity of the country, the NCDC published a [National Strategy to Scale Up Access to Coronavirus Disease Testing in Nigeria](#) document.
- The Presidential Task Force has published policies and announcements on COVID-19 [available on the website of the Presidency](#) – including presidential addresses, task force updates and information on livelihood and economic support.

RESPONSE

On 28th February 2020, a multi-sectoral Emergency Operations Centre (EOC) was activated at Level 3 – the highest emergency level in Nigeria –led by NCDC in close coordination with the State Public Health EOCs (PHEOC).

- **Completed data quality check on Surveillance Outbreak Response Management Analysis System (SORMAS) and shared outputs with states**
- **Since inception of the revised protocol, 877 Persons of Interest/returnees have been received in Lagos**
- **Out of 487 samples collected among returnees, there are 30 positives, 116 negatives and 200 pending**
- **Conducted a refresher training on IPC for health care workers at Barau Dikko Teaching Hospital Kaduna**
- **Trained 35 Proprietary and Patent Medical Vendors (PPMVs) on chain of infection, prevention and control measures of COVID-19 in Lagos State**
- **Supplied Personal Protective Equipment (PPEs) and lab materials to the new FCT sample collection team**
- **Received PPEs and laboratory materials from development partners and private organisations**
- **Shared tools for rapid needs assessment with development partners for supporting messaging for hotspot Local Government Areas (LGAs)**
- **Ongoing review of contact tracing guidelines**
- **Received 160 returnees from New York and quarantined at the mandatory institutional quarantine facilities in Lagos**

- Identified focal persons in General hospitals (GHs) and two treatment centres in Bayelsa State
- Disseminated key messages to states & Local Government Areas (LGAs), Media and Health Professionals Associations on Short Messaging Services (SMS) and social media
- Deployment of additional Rapid Response Team to support sample collection in FCT
- All education materials can be found via www.covid19.ncdc.gov.ng