


YELLOW FEVER SITUATION REPORT

Clusters of Outbreaks in Bauchi, Benue, Delta & Enugu States

Serial Number 002: Epi-Week 46 (as at 18th November 2020)



HIGHLIGHTS

- The Nigeria Centre for Disease Control (NCDC) is currently responding to clusters of yellow fever (YF) outbreaks in Delta, Enugu, Bauchi, and Benue States

From the clusters of outbreaks in Delta, Enugu, Bauchi and Benue;

- In this reporting week:
 - Twenty new confirmed cases were reported: Enugu (14), Benue (3), Delta (2), Ebonyi (1)
 - Four new LGAs across three states reported confirmed cases: Benue (1); Enugu (2); Ebonyi (1)
 - Two new deaths among confirmed cases were reported
- Cumulatively from epi-week 24 – 46:
 - A total of 39 confirmed cases have been reported from 7 LGAs across five states
 - A total of six deaths were recorded among the confirmed cases with a CFR of 15%
- The NCDC and NPHCDA are coordinating response activities through the national YF EOC, in collaboration with states and partners
- There are ongoing reactive mass vaccination campaigns in Bauchi, Delta and Enugu States with Benue scheduled to start a preventive mass vaccination campaign (PMVC) on the 20th of November 2020

Cumulatively, across Nigeria, in 2020 from Epi-Week 01 – 46

- A total of 1,558 suspected cases and 46 confirmed cases have been reported from 481 (62%) LGAs across all states and FCT
- Laboratory results in-country: 37 confirmed (PCR); 30 presumptive positive; 11 inconclusive; 1,481 negative; 31 pending testing
- Laboratory results from IP Dakar: Of the 41 samples sent, 8 (19.5%) were confirmed, 2 (4.9%) discarded and 31 (75.6%) pending
- The 46 confirmed cases were reported from 14 LGAs across eight states
 - Bauchi (8); Benue (3); Delta (8); Ebonyi (1); Edo (5); Ekiti (1); Enugu (19); Oyo (1)

BAUCHI UPDATES

Epi Wk 24-46 (New)

of Suspected Cases

89 (11)

of Confirmed Cases

8 (0)

of Deaths among all cases

8 (0)

BENUE UPDATES

Epi Wk 24-46 (New)

of Suspected Cases

28 (28)

of Confirmed Cases

3 (3)

of Deaths among all cases

22 (22)

DELTA UPDATES

Epi Wk 24-46 (New)

of Suspected Cases

162 (88)

of Confirmed Cases

8 (2)

of Deaths among all cases

67 (32)

ENUGU UPDATES

Epi Wk 24-46 (New)

of Suspected Cases

141 (71)

of Confirmed Cases

19 (14)

of Deaths among all cases

75 (42)

Table 1: Summary of cases in clusters of yellow fever outbreaks in Bauchi, Benue, Delta, Ebonyi and Enugu States, epi-week 24 – 46, 2020

States	# Suspected cases	# Suspected cases with blood sample collected (%)	Lab Result			Deaths	
			Presumptive positive cases (IgM)	Confirmed cases (PCR NG)	Confirmed cases (IP Dakar)	# Deaths among confirmed (CFR)	# Deaths among all cases (CFR)
BAUCHI	89	71 (80%)	4	8	0	0	8 (9%)
Bauchi	1	1 (100%)	0	0	0	0	0
Ganjuwa	78	60 (77%)	4	8	0	0	8 (10%)
Jama'are	6	6 (100%)	0	0	0	0	0
Ningi	2	2 (100%)	0	0	0	0	0
Tafawa-Balewa	1	1 (100%)	0	0	0	0	0
Warji	1	1 (100%)	0	0	0	0	0
BENUE	28	3 (11%)	0	3	0	0	22 (79%)
Ogbadibo	28	3 (11%)	0	3	0	0	22 (79%)
DELTA	162	77 (48%)	3	8	0	4 (50%)	67 (41%)
Aniocha North	2	1 (50%)	0	0	0	0	1 (50%)
Ika North East	155	71 (46%)	3	9	0	4 (11%)	66 (43%)
Ika South	2	2 (100%)	0	0	0	0	0
Ughelli North	2	2 (100%)	0	0	0	0	0
Warri North	1	1 (100%)	0	0	0	0	0
EBONYI	1	1 (100%)	0	1	0	0	0
Ohaukwu	1	1 (100%)	0	1	0	0	0
ENUGU	141	36 (26%)	2	19	0	2 (11%)	75 (53%)
Awgu	1	1 (100%)	0	0	0	0	0
Igbo Eiti	4	0	0	0	0	0	0
Igbo-Eze North	116	16 (14%)	2	10	0	2 (20%)	75 (65%)
Isi-Uzo	9	9 (100%)	0	5	0	0	0
Nsukka	10	9 (90%)	0	4	0	0	0
Uzo-Uwani	1	1 (100%)	0	0	0	0	0
TOTAL	421	188 (45%)	9	39	0	6 (15%)	172 (41%)

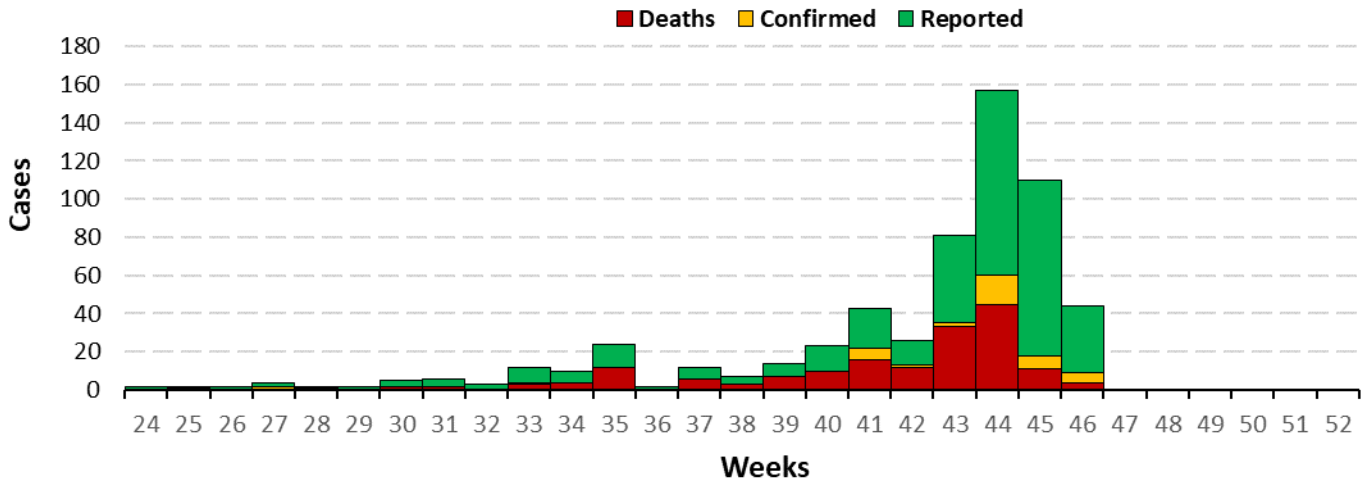


Figure 1: Epicurve of YF cases in Bauchi, Benue, Delta and Enugu States, epi-week 24 – 46, 2020

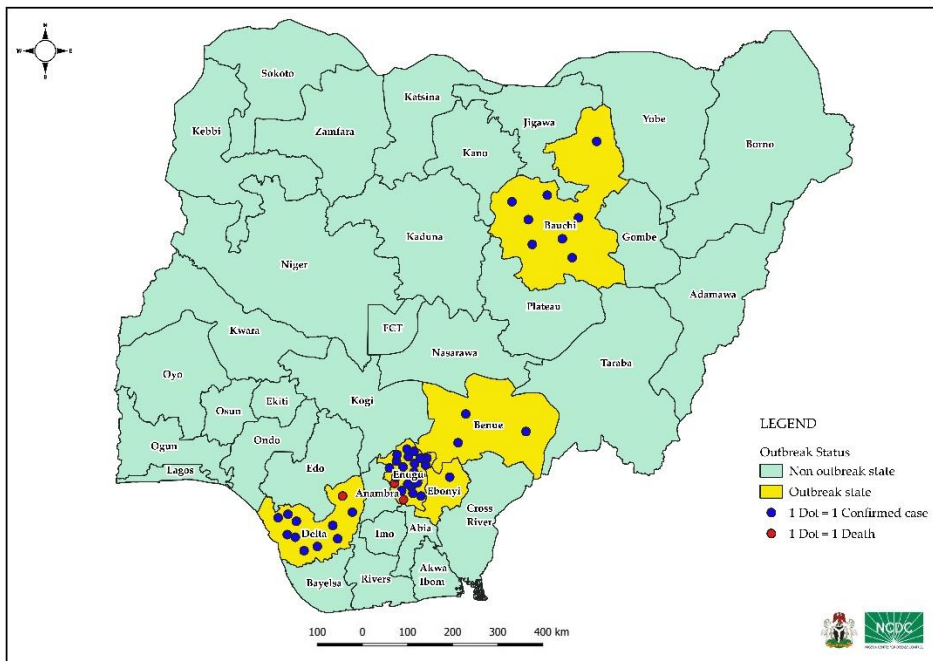


Figure 2: Map of Nigeria showing states and LGAs with yellow fever outbreak, epi-week 24 – 46, 2020

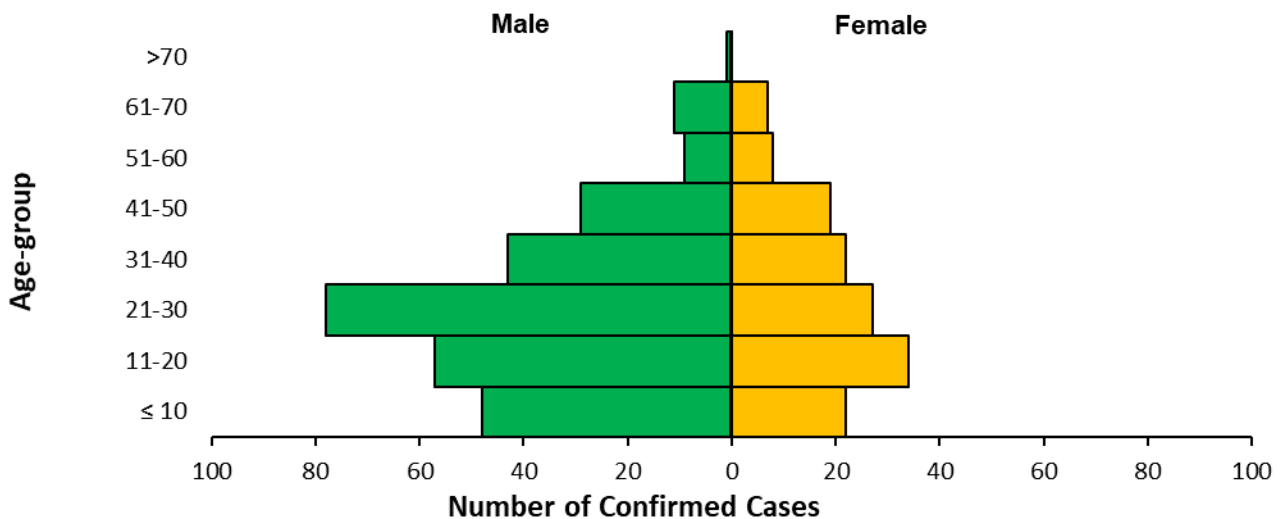


Figure 3: Age and sex distribution of yellow fever cases in Bauchi, Delta and Enugu state, epi-week 24 – 46, 2020

