


# COVID-19 SITUATION REPORT

## SITUATION REPORT 95

Tuesday, 2nd June 2020



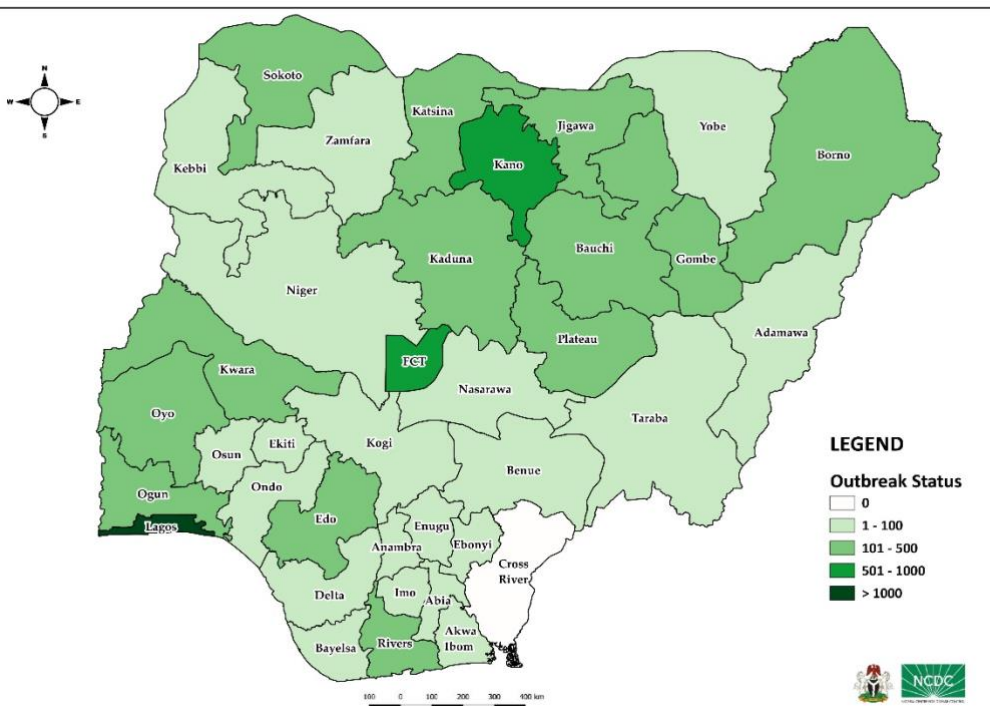
DATA AS REPORTED AND ACCURATE BY NCDC by Midnight 2<sup>nd</sup> June 2020

### HIGHLIGHTS

- Two hundred and forty-one (**241**) confirmed cases were reported in the last 24 hours in fourteen (**14**) states – Lagos (142), Oyo (15), FCT (13), Kano (12), Edo (11), Delta (10), Kaduna (9), Rivers (9), Borno (8), Jigawa (4), Gombe (3), Plateau (3), Bauchi (1) and Osun (1).
- No new state recorded a confirmed COVID-19 case in the last 24 hours. The total number of states including FCT that have reported at least one confirmed case in Nigeria is still **36** (35 states + FCT).
- One hundred and seventeen (**117**) cases were discharged in the last 24 hours in eleven (**11**) states – Kano (46), Lagos (33), Edo (8), Borno (7), Delta (6), Kaduna (5), Rivers (5), Jigawa (3), FCT (2), Bauchi (1) and Sokoto (1)
- Fifteen (**15**) deaths were recorded in the last 24 hours in three (**3**) states – Lagos (12), Rivers (2) and Edo (1)
- In today's Focus, we look at some key numbers behind the Nigerian response to COVID-19

### STATE OF THE NATION

Figure 1: Map of Nigeria showing 35 states and FCT affected by COVID-19



### SITUATION UPDATES

Total (New in the last 24 hours)

SAMPLES TESTED

**69801 (3916)<sup>1</sup>**

CONFIRMED CASES

**10819 (241)**

AFFECTED STATES INCLUDING FCT

**36 (0)**

DISCHARGED CASES

**3239 (117)**

CONFIRMED FATALITIES

**314 (15) – 3% CFR**

DEMOGRAPHICS

MALE – 7297 (67%)

FEMALE – 3522 (33%)

MOST AFFECTED AGE GROUP

31 - 40 (24%)

PERSONS OF INTEREST

**10023 (Total)**

**10014 (99.9% - Exceeded Follow Up)**

PROVENANCE

TRAVEL HISTORY – **286 (3%)**

CONTACTS – **2476 (23%)**

UNKNOWN EXPOSURE – **8057 (74%)**

GLOBAL UPDATES

TOTAL NUMBER OF CASES

**6,194,533 (376,320 deaths)**

COUNTRIES & TERRITORIES

AFFECTED\*

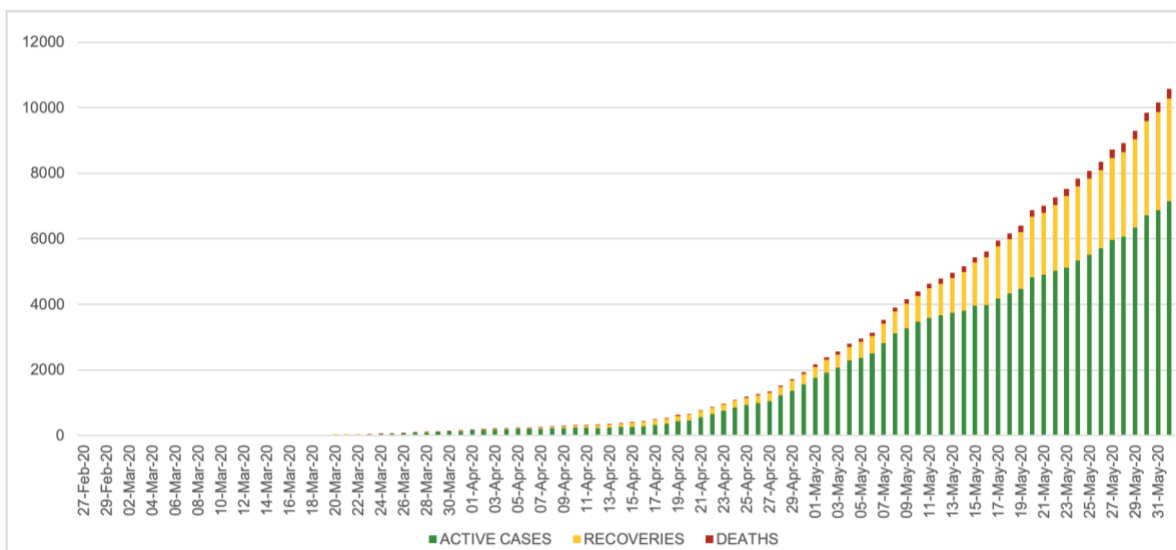
**213**

<sup>1</sup> Includes backlog of samples from recently activated labs

\*Excluding the 2 International Conveyances

## SUBJECT IN FOCUS: THE NUMBERS BEHIND THE RESPONSE

Figure 2: Cummalative Epi-curve of COVID-19 cases in Nigeria as at June 1st 2020



There are many individuals involved in the COVID-19 pandemic response in Nigeria. NCDC has deployed over **440** people to support **34** states and the FCT through our Rapid Response Teams (RRTs) and trained over **13,000** healthcare workers on Infection, Prevention and Control across the Federation. These include technicians, ad-hoc staff such as sample collectors, contact tracers and cleaners at the health care facilities. This response comes with great risk especially for those on the frontline – **812** healthcare workers have been infected in the course of the response, including **29** NCDC staff.

## GENERAL FACT SHEET – DATA AS AT 2<sup>nd</sup> June 2020

Table 1: States with reported laboratory-confirmed COVID-19 cases, recoveries, deaths and days since last reported case

STATES	CONFIRMED CASES		DISCHARGED CASES		DEATHS		TOTAL ACTIVE CASES	DAYS SINCE LAST REPORTED CASE	SAMPLES TESTED
	CUMULATIVE	NEW	CUMULATIVE	NEW	CUMULATIVE	NEW			
Lagos	5277	142	858	33	67	12	4352	0	23100
Kano	970	12	286	46	45	0	639	0	5331
FCT	687	13	202	2	20	0	465	0	9568
Katsina	371	0	99	0	19	0	253	1	1844
Edo	336	11	77	8	14	1	245	0	2657
Oyo	317	15	98	0	7	0	212	0	3221
Kaduna	297	9	175	5	8	0	114	0	1992
Borno	296	8	175	7	26	0	95	0	1511
Ogun	280	0	160	0	9	0	111	1	2294
Jigawa	274	4	138	3	5	0	131	0	2168
Rivers	248	9	73	5	16	2	159	0	1173
Bauchi	241	1	222	1	8	0	11	0	1987
Gombe	164	3	122	0	6	0	36	0	2147
Sokoto	116	0	97	1	14	0	5	11	734
Kwara	111	0	37	0	1	0	73	1	1237
Plateau	108	3	69	0	2	0	37	0	1622
Delta	98	10	23	6	8	0	67	0	797
Nasarawa	80	0	19	0	3	0	58	1	693
Zamfara	76	0	71	0	5	0	0	15	312
Yobe	52	0	24	0	7	0	21	4	116
Osun	46	1	35	0	4	0	7	0	594
Akwa Ibom	45	0	14	0	2	0	29	5	231
Adamawa	42	0	27	0	4	0	11	1	389
Ebonyi	40	0	8	0	0	0	32	5	743
Imo	39	0	14	0	0	0	25	1	339
Kebbi	33	0	29	0	4	0	0	5	416
Niger	33	0	9	0	1	0	23	1	390
Ondo	28	0	21	0	4	0	3	1	557
Bayelsa	21	0	8	0	2	0	11	2	125
Ekiti	20	0	16	0	2	0	2	13	290
Enugu	18	0	12	0	0	0	6	10	250
Taraba	18	0	10	0	0	0	8	13	359
Abia	15	0	7	0	0	0	8	1	250
Anambra	11	0	3	0	1	0	7	6	141
Benue	9	0	1	0	0	0	8	1	211
Kogi	2	0	0	0	0	0	2	6	3
Cross River	0	0	0	0	0	0	0	N/A	9
<b>TOTAL</b>	<b>10819</b>	<b>241</b>	<b>3239</b>	<b>117</b>	<b>314</b>	<b>15</b>	<b>7266</b>		<b>69801</b>

States including FCT are arranged in descending order by number of total confirmed cases, excluding Cross River

## SELECTED CHARTS

Figure 3: Daily Epidemic Curve of Confirmed Cases (WK9 – WK23)

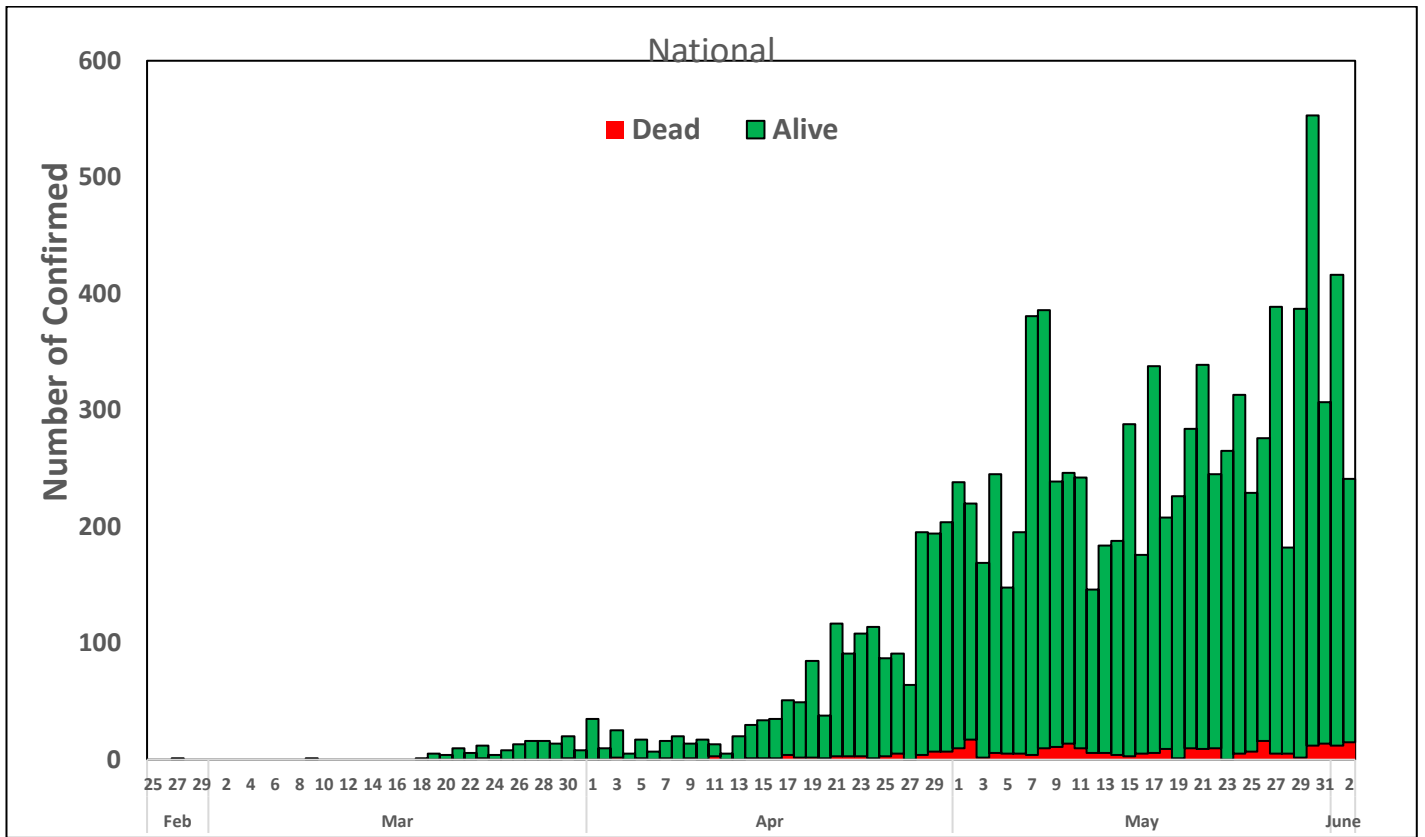
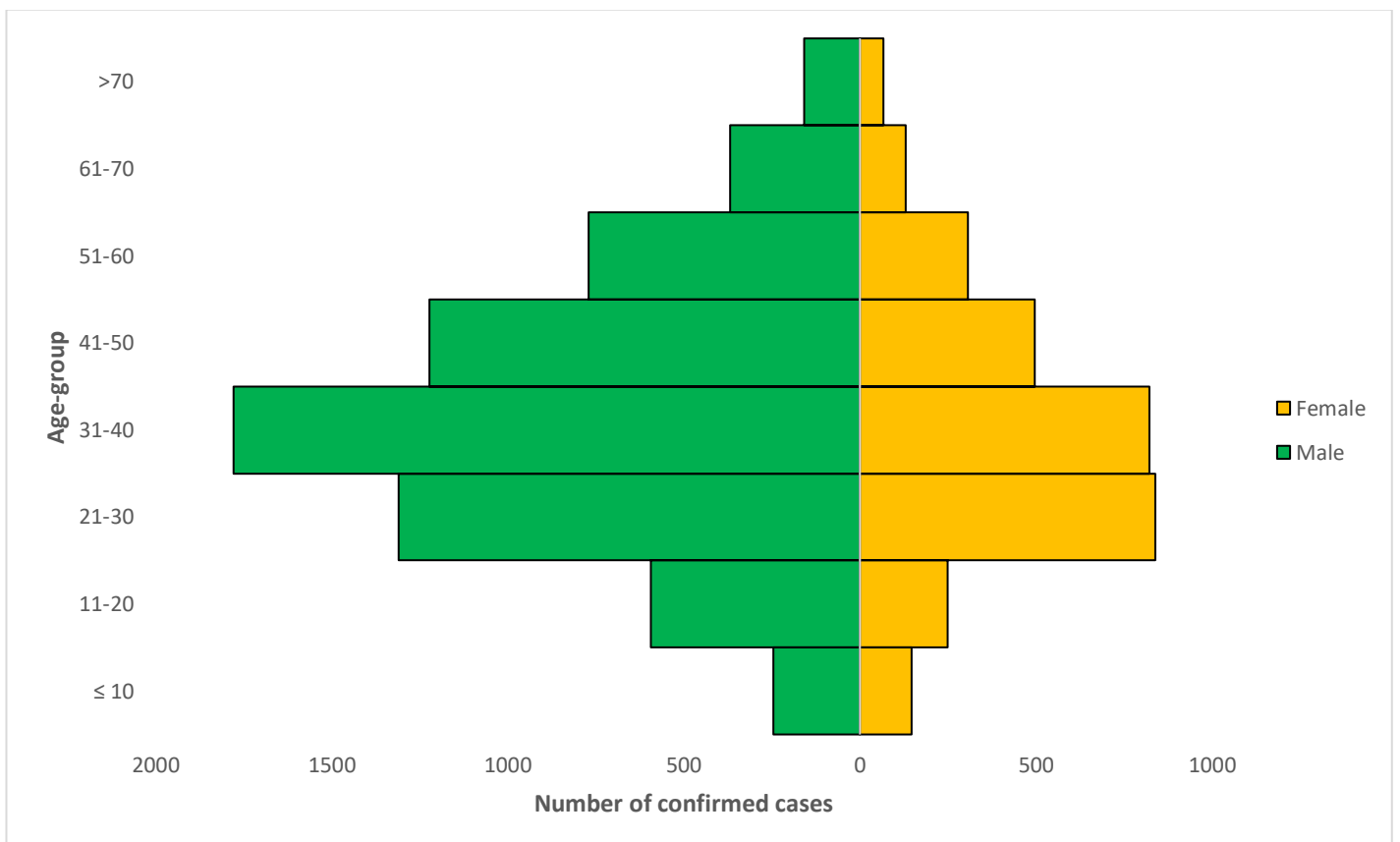


Figure 4: Age-Sex Distribution of Confirmed Cases (WK9 – WK23)



## PREPAREDNESS

Since the confirmation of the first case on 27<sup>th</sup> February 2020, the NCDC has released advisories and statements to help Nigerians and affected groups in particular to respond to the pandemic

- Information on diagnostics of the COVID-19 virus can be found in our [detailed FAQ document](#)
- To increase our testing capacity, NCDC has issued guidelines for the [integration of private labs](#).
- Guidelines for [businesses and employers](#) have been updated
- NCDC has updated its [case definition](#) , [community case definition](#) and [case management guide](#).
- Ahead of the Ramadan fasting period, an [Advisory for Ramadan](#) has been issued.
- NCDC releases periodic [public health advisories](#) to Nigerians on the COVID-19 disease.
- To adhere to post-lockdown measures, NCDC has released an [advisory on the use of face masks](#), as well as information on the [Use of Cloth face masks](#) and [how to make your cloth face masks](#).
- NCDC has released guidelines for the [management of pregnant women and nursing mothers](#) during the pandemic.
- To address burials of loved ones who die from COVID-19, guidelines have been issued to advise on the [management of dead bodies](#).
- NCDC has released a [Self-Isolation and Quarantine Guide](#) and [Mandatory institutional guideline for returnees to Nigeria](#) to help those who are exposed to COVID-19 confirmed cases or returnees to Nigeria.
- For health centres managing cases, the following documents have been released- a guideline for the [Rational Use of Personal Protective Equipment in the care of COVID-19 cases](#).
- As part of plans to increase the testing capacity of the country, the NCDC published a [National Strategy to Scale Up Access to Coronavirus Disease Testing in Nigeria](#) document.
- The Presidential Task Force has published policies and announcements on COVID-19 [available on the website of the Presidency](#) – including presidential addresses, task force updates and information on livelihood and economic support.

## RESPONSE

On 28<sup>th</sup> February 2020, a multi-sectoral Emergency Operations Centre (EOC) was activated at Level 3 – the highest emergency level in Nigeria –led by NCDC in close coordination with the State Public Health EOCs (PHEOC).

- **Engaged states on scaling up sample collection**
- **Developed data-driven intervention plans for Bauchi due to the increasing number of Healthcare worker Infection.**
- **Trained additional 15 Healthcare workers on IPC in Borno**
- **Ongoing onsite sample collection training in Ondo and Benue states**
- **Engaged the 36 State Logistics Management Coordination Units to share logistics service data**
- Official visit by the Presidential Task Force (PTF) to Lagos state
- Trained 40 community Pharmacists and members of Civil Society Organisations on Infection Prevention and Control (IPC) in Kano state
- Conducted Infection Prevention and Control training of trainers for Local Government Areas (LGAs) officers in Osun state with plans to cascade training at community level
- Supported 36 States and FCT with Information, Education and Communication (IEC) materials
- Produced 150 jingles in different languages. Ongoing airing of COVID-19 jingles on radio in 16 States
- Deployed response materials and supplies to University of Abuja Teaching Hospital, Gwagwalada
- Updated clinical data on the Surveillance and Outbreak Response Management and Analysis System (SORMAS) platform
- Conducted training on safe sample collection with participants from all 33 Local Government Areas (LGAs) to drive community testing in Oyo state.
- All education materials can be found via [www.covid19.ncdc.gov.ng](http://www.covid19.ncdc.gov.ng)